



Editable Resources


TRICKY WORDS BINGO

Mastering Commonly-Confused Words



TRICKY WORDS
Read the words on each cloud. What makes them tricky? Are they pronounced exactly the same? How are their meanings different?

your you're our are
its it's
there their they're lose loose
accept except
board bored whose who's
to two too whole hole




Laura Candler

Tricky Words Bingo

by Laura Candler

Common Core ELA Standards
L.2.4A, L.3.4A, L.4.1G, L.5.4A



Tricky Words Bingo is a fun way for students to practice using 24 commonly-confused words correctly. The game can be played with the entire class during whole group instruction, and it's also perfect for small guided literacy groups, cooperative learning teams, and learning centers. This PDF teacher's guide includes a Tricky Words review activity, 30 numbered Bingo boards, Bingo Showdown Directions, 24 Tricky Words Task Cards, and an answer key. The product also includes three editable resources you can use to modify the words and task cards.

Teacher's Guide Table of Contents

Review Activity, Teaching Tips, & CCSS Standards	3
Tricky Words Clouds	4
Bingo Showdown Team Directions.....	5
Tricky Words Task Cards.....	6
Tricky Words Bingo Answer Key.....	9
Numbered Bingo Boards.....	10

Editable Resources (separate folder)

- Tricky Words Clouds (PowerPoint)
- Tricky Words Task Cards (Word Doc)
- Answer Key (Word Doc)

TRICKY WORDS
Read the words on each cloud. What makes them tricky? Are they pronounced exactly the same? How are their meanings different?

your you're our are
its it's
there their they're lose loose
accept except
board bored whose who's
to two too whole hole

B	I	N	G	O
15	3	13	18	23
12	Free	7	24	20
11	8	16	22	10
9	1	19	21	2
14	5	17	4	6

Advanced Preparation

Review the Tricky Words Clouds on page 4 and the Tricky Words Task Cards (pages 6-8) to be sure the words and sentences are appropriate for your students. If you want to make changes, you can customize the Tricky Words Clouds page, the sentences on the task cards, and the answer key by using the editable versions of those pages located in a separate folder.

Tricky Words Task Cards 9 - 16

Tricky Words Task Cards 17 - 24

Tricky Words Bingo Answer Key

Print one 1/2 page Bingo board per person, plus one set of Tricky Words Task Cards and one answer key for each game. Cut the task cards apart and place them in a snack-sized plastic bag before giving the materials to your students. To use the activity in a center, glue the Bingo Showdown Team Directions onto the front of a large 9" x 12" envelope, and store the Bingo boards, task cards, and answer key inside.

Tricky Words Review Lesson

Materials Needed

- Tricky Words Clouds page to display for the class
- Dry erase board and marker for each student

Lesson Directions

Display the Tricky Words clouds page for the class. Point to one cloud and pronounce the two (or three) words on the cloud. Then discuss the meanings and how the words are used.

To check for understanding, ask everyone to write a sentence on their dry erase boards that uses one of the words correctly. When everyone is ready, ask them to hold up their boards for you to check. Call on four or five students who have used the words correctly to come forward and show their examples to the class. Repeat procedure with each cloud.

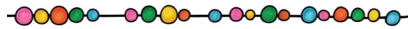
Tricky Words Bingo Showdown Game

Materials Needed

- Bingo Showdown Directions
- Bingo chips and numbered Bingo boards
- 24 Tricky Words Task Cards with Answer Key
- Dry erase board and marker for each student

Teaching Tips

Tricky Words Bingo Showdown can be played by the whole class or in small groups. Before allowing your students to play the game in groups, introduce it in a whole class setting to be sure everyone understands how to play. Display the Bingo Showdown directions, and give each student a numbered Bingo board and a handful of Bingo chips. Assume the role of Bingo Captain yourself for the first game, and demonstrate the steps as you read them aloud. Emphasize the fact that Tricky Words Bingo is a learning game, so it's important to discuss the answers in Step 4 before players mark their game boards in Step 5.



Common Core State Standards


This resource is aligned with the 2nd through 5th grade ELA Literacy Arts standards below.

L.2.4.A Use sentence-level context as a clue to the meaning of a word or phrase.

L.3.4.A Use sentence-level context as a clue to the meaning of a word or phrase.

L.4.1.G Correctly use frequently confused words (e.g., to, too, two; there,

L.5.4.A Use context (e.g., cause/effect relationships and comparisons in text) as a clue to the meaning of a word or phrase.



TRICKY WORDS

Read the words on each cloud. What makes them tricky? Are they pronounced exactly the same? How are their meanings different?



Bingo Showdown

Materials

Dry erase boards and markers, numbered Bingo boards, Bingo chips, 24 Task Cards, Answer Key



Team Directions

1. Each person takes a Bingo board. Shuffle the deck of task cards and place them face down in the center of the team.
2. Decide who will be the first Bingo Captain. Her or she turns over the top card and reads the first sentence aloud.
3. Without talking, each person writes the word that correctly completes the sentence on his or her dry erase board. All players turn their dry erase boards face down when ready.
4. When all boards are face down, the Bingo Captain says, "Showdown!" Players show their answers, and the Bingo Captain checks them using the answer key. Players discuss how they knew which answer was correct.
5. Everyone who was correct covers the number in the upper left corner of the task card on his or her Bingo board.
6. Rotate role of Bingo Captain to the left for each round.
7. The winner is the first person to cover an entire row horizontally, vertically, or diagonally.
8. Clear Bingo boards and begin a new game if time allows.

B	I	N	G	O
15	3	13	18	23
12	Free	7	24	20
11	8	16	22	10
9	1	19	21	2
14	5	17	4	6

Tricky Words Task Cards 1 - 8

#1 Your / You're

_____ bus will be here soon.

#2 their / there

My house is over _____.

#3 its / it's

The fish was swimming in _____ bowl.

#4 Who's / Whose

_____ coat was left on the bench?

#5 hole / whole

She ate the _____ candy bar!

#6 accept / except

All of the cats are black _____ that one.

#7 are / our

Have you seen _____ new puppy?

#8 to / two / too

Let's walk _____ my house.

Tricky Words Task Cards 9 - 16

#9 Its / It's

_____ going to be
a great day!

#10 to / two / too

Sally found _____
ladybugs on the leaf.

#11 They're / Their

_____ all going to
the store together.

#12 bored / board

Scrabble is a fun
_____ game.

#13 knew / new

Would you like to see
my _____ kitten?

#14 accept / except

You shouldn't _____
candy from strangers.

#15 lose / loose

Be careful not to
_____ your ticket!

#16 your / you're

I'm glad _____
studying for the test.

Tricky Words Task Cards 17 - 24

#17 hole / whole

The golf ball dropped
into the _____.

#18 to / two / too

Beth and I want pizza
for dinner, _____!

#19 Our / Are

_____ you going to
play with us?

#20 they're / their

They left _____ math
books at home.

#21 new / knew

Jason _____ his times
tables last year.

#22 who's / whose

_____ reading a
great book?

#23 board / bored

Suzy was _____ when
she had to play inside.

#24 loose / lose

Close the cage or the
snake will get _____!

Tricky Words Bingo Answer Key

Card Number	Answer
1	Your
2	there
3	its
4	Whose
5	whole
6	except
7	our
8	to
9	It's
10	two
11	They're
12	board

Card Number	Answer
13	new
14	accept
15	lose
16	you're
17	hole
18	too
19	Are
20	their
21	knew
22	Who's
23	bored
24	loose

B	I	N	G	O
11	6	5	10	20
1	17	7	4	16
13	24	Free	8	12
23	3	18	22	21
2	19	15	9	14

B	I	N	G	O
12	18	9	3	13
7	1	24	5	11
21	2	Free	22	20
10	19	17	14	6
8	15	4	23	16

B	I	N	G	O
5	21	17	9	10
6	2	16	13	7
11	8	Free	15	12
22	14	18	24	23
19	20	3	4	1

B	I	N	G	O
14	15	4	19	24
12	23	8	1	21
17	5	Free	2	10
6	13	7	11	9
22	16	20	18	3

B	I	N	G	O
1	6	2	10	14
9	22	17	21	5
11	12	Free	19	8
24	15	18	16	3
4	7	13	23	20

B	I	N	G	O
2	10	18	17	23
24	11	6	5	8
4	22	Free	16	3
19	12	1	21	13
15	14	20	9	7

B	I	N	G	O
13	23	7	20	8
12	16	9	19	17
21	18	Free	10	22
15	4	6	1	5
11	24	3	2	14

B	I	N	G	O
8	4	14	16	12
10	13	22	9	1
7	17	Free	15	18
23	24	5	3	2
20	21	11	19	6

B	I	N	G	O
9	15	6	2	8
24	13	20	7	4
3	10	Free	17	16
21	18	19	23	5
12	11	22	1	14

B	I	N	G	O
23	7	17	13	22
2	6	5	4	15
1	8	Free	9	14
12	19	11	20	10
21	3	18	24	16

B	I	N	G	O
20	8	16	13	9
21	6	4	2	24
7	1	Free	22	11
12	23	19	3	14
18	5	15	17	10

B	I	N	G	O
10	15	5	24	14
7	23	1	12	9
13	2	Free	3	11
22	6	20	18	17
16	19	21	4	8

B	I	N	G	O
23	14	24	12	7
9	3	2	18	19
11	16	Free	21	13
17	8	10	1	6
15	22	5	4	20

B	I	N	G	O
7	18	8	14	6
22	23	11	12	3
21	17	Free	10	2
9	24	1	4	5
16	20	13	19	15

B	I	N	G	O
7	11	4	14	5
19	16	17	21	8
23	6	Free	24	2
12	9	20	1	18
3	13	10	22	15

B	I	N	G	O
1	13	17	14	2
19	23	8	16	24
7	5	Free	21	18
11	12	10	22	3
15	4	20	9	6

B	I	N	G	O
10	24	9	22	18
5	15	1	3	21
8	20	Free	23	2
13	12	19	4	7
6	17	16	11	14

B	I	N	G	O
21	18	15	22	5
23	14	11	19	9
16	20	Free	17	1
12	4	2	10	24
7	8	13	6	3

B	I	N	G	O
16	9	10	6	7
17	15	18	13	5
14	20	Free	21	8
23	1	12	22	24
19	11	4	3	2

B	I	N	G	O
5	24	19	7	12
10	6	15	18	14
11	17	Free	4	20
23	22	9	21	16
8	2	13	1	3

B	I	N	G	O
11	1	7	8	24
5	9	21	4	18
23	12	Free	6	19
2	13	3	15	16
17	20	10	14	22

B	I	N	G	O
23	10	14	13	17
1	12	15	24	20
6	5	Free	19	7
11	2	9	8	3
4	22	21	16	18

B	I	N	G	O
3	9	6	2	24
21	4	23	16	18
22	14	Free	11	5
10	17	13	8	7
12	1	19	20	15

B	I	N	G	O
3	6	11	21	15
4	19	14	22	7
20	10	Free	18	13
16	8	17	12	1
24	5	23	2	9

B	I	N	G	O
10	21	15	16	7
24	14	4	11	13
8	12	Free	23	2
9	3	19	6	22
20	5	1	18	17

B	I	N	G	O
10	24	22	12	19
3	8	7	18	11
15	9	Free	14	16
17	23	13	1	21
20	6	5	2	4

B	I	N	G	O
6	13	15	5	12
10	18	14	9	23
20	22	Free	3	21
17	8	11	4	1
16	2	24	7	19

B	I	N	G	O
15	22	7	6	13
16	14	17	5	18
20	24	Free	4	19
21	11	9	2	23
8	3	12	10	1

B	I	N	G	O
13	23	16	5	19
17	9	10	1	14
21	12	Free	18	24
6	22	4	8	15
2	11	3	7	20

B	I	N	G	O
18	7	17	13	16
23	10	11	2	19
5	22	Free	6	20
21	24	8	12	1
14	9	3	15	4