

Seek & Spell Challenge

Word Work Kids Love!

Laura Candler

Grades 2-5

Seek & Spell Challenge

Created by Laura Candler
www.lauracandler.com

CCSS Aligned
Grades 2-5
Language and Foundational Reading Skills

Seek & Spell Challenge is an engaging word work strategy to build foundational reading skills and to improve spelling. Students work with a set of letters to create and record correctly-spelled words. While they are moving the paper letter tiles around, they try to find the mystery word made from ALL of the letters in the set. *Seek & Spell Challenge* activities can be completed by students working alone or with a partner. The activities can be used in a whole group setting, within small guided groups, or in literacy centers.

Benefits of Using Seek & Spell Challenge
Seek & Spell Challenge is more than a fun word game. When used regularly, it can boost spelling, phonics, and word recognition skills significantly. As your students search for words, they are decoding the letter arrangements and analyzing words. To do this, they will work with word families, learn to identify prefixes and suffixes, and begin to recognize sight words quickly. As your students check the spellings of the words, they will develop dictionary skills and the ability to use other word reference tools. Over time, you'll notice that your students no longer have to look up every word because they can spell most commonly used words. Best of all, the hands-on aspect of manipulating the letter tiles keeps students engaged and on task. In fact, the activity is so fun and motivating that your students will beg you for a new mystery word each week!

Where to Find the Seek & Spell Files
All of the *Seek & Spell Challenge* program materials are located in one zip file. In that folder, you'll find this teacher's guide, printables for 36 mystery words, and a set of editable PowerPoint templates. This teacher guide includes two introductory mini lessons, blank printable PDF templates, teaching tips, and grading suggestions. The mystery word printables are divided into 3 different PDF files and each set is identified by a different geometric shape. You'll find that shape on all printables and materials within the set. The editable templates make it easy to differentiate instruction by modifying the guidelines and/or creating your own thematic or content-based mystery words.

Mystery Word Sets
12 Words Per Set

- Set 1** Mystery Word Starter Set
- Set 2** Compound Words
- Set 3** Words with Prefixes and Suffixes

©2015 Laura Candler's Teaching Resources — www.lauracandler.com — www.lauracandlerontpt.com

Common Core Standards

Seek & Spell Challenge is aligned with Common Core Foundational Reading Skills, specifically those dealing with phonics and word recognition. Furthermore, it's aligned with many of the Language Standards in 2nd through 5th grade. Refer to the complete list of standards covered which can be found on page 29.

Seek & Spell Challenge Overview

Before you begin, read through this teacher's guide and the other materials in the zip folder to familiarize yourself with the program. *Seek & Spell Challenge* requires minimal preparation and is most effective when used on a weekly basis. Each week, print one copy of that week's mystery word recording page for each student. Your students will cut apart the letters at the bottom of the printable to form letter tiles and will move the letters around to try to discover the mystery word. While they are working, they will also look for and record smaller words that can be made from the same set of letters. Refer to the guidelines on page 9 for specific details about the types of words that are permitted. If you want to modify the guidelines, you can edit the customizable version in the *Seek & Spell Challenge Templates* file.

Seek & Spell Challenge comes with ready-to-use printables for 36 mystery words, enough for one per week. You'll find lists of all 36 words on the charts on page 8. You can also create your own mystery word printables using the customizable templates. The words can be used in any order, so you may want to record the date you use each word next to that word on page 8.

To better meet the needs of different students, there are several variations of each mystery word printable. The recording page on the left is easier and less intimidating than the one on the right because it uses larger fonts and has fewer recording lines. Both variations include a line under confusing lower case letters (b, d, n, p, and u).

Guidelines and Master Word List

Two Recording Page Variations

If you prefer to have your students record the words they find in a journal or on paper, you can print the page that has three sets of letter tiles. These letter tiles do not have lines under any of the letters, but you can add them yourself or teach your students to add them.

©2015 Laura Candler's Teaching Resources — www.lauracandler.com — www.lauracandlerontpt.com

A Word about the Mystery Word

Each set of letters does form a mystery word when unscrambled, but finding the mystery word should not be the main focus of the *Seek & Spell Challenge* activity. In order to provide a wide variety of letters for word work, the mystery words selected for each set are 9 to 12 letters long. Upper elementary students should know them, but younger students might not recognize these words even if the letters were in order. Instead of focusing on finding the mystery word, keep the focus of the activity on recognizing word patterns, finding words with the given set of letter tiles, and spelling all words correctly.

If your students spend too much time trying to find the mystery word, you might mention that as they are creating and recording smaller words, they may find the mystery word by accident.

When working with younger children or children with learning difficulties, you may want to tell them the mystery word at the beginning of the lesson rather than asking them to hunt for it.

You can also give them hints to help them find the mystery word. For example, if the word is "lighthouse," you could give the following clues, one at a time.

- The mystery word ...
 - is a compound word.
 - is made of two 5-letter words.
 - starts with the letter "l" and ends with "e."
 - is usually found near the ocean.

Customizing the Templates
The easiest way to customize a rubric or printable is to print out one of the blank PDF templates on pages 20 - 28 of this teacher's guide and then print the letters or text on the document by hand.

If you want to create digital versions to save for the future, you can edit the Microsoft PowerPoint templates located in the *Seek and Spell Challenge* zip folder. To do this, you'll need a working knowledge of Microsoft PowerPoint. You'll be able to choose new fonts, resize the words and images, add images, change the text, and enter letters for your own mystery words. You'll find a PDF titled *How to Edit the PowerPoint Templates* in the *Seek & Spell Challenge* zip folder. If you need more help, you can find excellent tutorials online.

7 Editable PowerPoint Templates
(located in a separate file)

©2015 Laura Candler's Teaching Resources — www.lauracandler.com — www.lauracandlerontpt.com

Introductory Practice Lessons

Unless your students have previously completed a similar word work activity, you should plan to start with one or both of the introductory lessons. The directions below refer to Practice Lesson A, and the same steps can be repeated for Practice Lesson B if needed. For the lesson to be most effective, you'll need a method of displaying the printables, such as under a document camera or with a computer and a projector. If you aren't able to display the materials for the entire class, you may want to conduct the activities in a small group setting.

Note: The mystery word for Practice A is "headlights" and the one for Practice B is "disappearing."

Materials for the Class

- Scissors
- Seek & Spell Challenge Guidelines* (page 9)
- Seek & Spell Challenge Practice A* recording page (10 or 11)
- Seek & Spell Challenge Practice Word Cards* (page 13)
- Seek & Spell Challenge Practice Answers* (page 14)
- Dictionaries (hard copy or digital)

Materials for Each Student

- Seek & Spell Challenge Practice A* recording page (10 or 11)
- Dry erase board and marker
- Scissors
- Pencil

Lesson Sequence

1. Introducing Seek & Spell Challenge

Give each student a copy of the recording page with the letters still attached as well as a copy of the guidelines. *Don't let them cut apart the letters just yet or they will miss your instructions!* Ask if anyone knows what the word "seek" means; if not, explain that it means to search for something. Point to the letters at the bottom of the page and tell your students that all of the letters together make up one word, the "mystery word," and the letters can be used to make smaller words, too. Their task will be to "seek" and record as many words as possible, and if they are lucky, they might even find the mystery word! Show them how to cut apart the letters to form letter tiles. Point out the list of letters that are in alphabetical order above the dashed line. Tell your students that if they ever think they might have lost a letter, they can compare their paper letter tiles with that list to find out.

Finally, if your students haven't asked about the line under the letter **d**, point it out and explain that some lower case letters can be confused with other letters when they are upside down. For example, a "d" looks very similar to an upside down lowercase "p." When they see a line under one of these letters, they should turn the letter tile so the line is under the letter. They will find these lines under the letters b, d, p, u, and n.



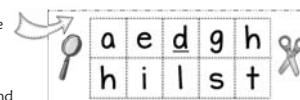
2. Clarifying the Mystery Word Concept

By now many of your students will already be searching for the mystery word, even without cutting apart the letter tiles. This is a good time to explain that while it's fun to find the mystery word, the objective is to find as many words as possible and to spell them correctly. If they do find the word, they should not tell anyone; instead, they should secretly write the word on the back of their recording pages.



3. Introducing the Guidelines

Next, ask your students to cut on the dashed line to remove the letters from the recording blanks, and then to carefully cut apart the letter tiles.




Now ask your students to move the letters around and try to form words, but ask them to write the words on a dry erase board rather than on the recording form. When everyone has found at least one word, display the *Seek & Spell Challenge* guidelines. Review the word requirements and ask your students to decide if their words meet those requirements.



Two of the most important guidelines are that words must have at least 3 letters, and they must be spelled properly. So if students aren't sure of a word's spelling, they must look it up using a dictionary or online word reference tool. If necessary, demonstrate how to check the spellings of their words.

4. Practicing the Guidelines

If your students need more practice determining if a word is allowed under the guidelines, you can use the Practice A Word Cards on page 13 to help them clarify their understanding of those rules. Mix up the word cards and display them, one at a time. As you show each word, ask your students to decide whether or not the word would be allowed according to the guidelines. After giving a few moments of think time, have them turn and share their responses with a partner. Finally, call on a student to state whether or not the word would be allowed and why. Repeat with the remaining words. Refer to the key on page 14 for the answers and the reason for each classification.



5. Finding and Recording Words


When your students understand the guidelines, give them time to find and write words on their recording pages. After about 10 minutes, ask them to draw a line under the last word they found on their own. Then pair each student with a partner who has a similar skill level. Ask them to compare words, check each other's spellings, and work together to find additional words. Collect the papers and letter tiles at the end of the lesson. You'll



Review your students' work to decide if they need additional practice with the guidelines. If so, repeat the activity using the Practice Lesson B materials.

Seek & Spell Challenge Mystery Word Sets

The 36 mystery words for *Seek & Spell Challenge* are organized into three collections of 12 mystery words each. All three sets are located in the *Seek & Spell Challenge* zip file. Because you don't have to use the words in a particular order, you may want to begin with words your students will be able to unscramble and identify. All 36 words can be found on the master lists on page 8 of this teacher's guide. You can also create your own mystery word printables using PDF templates on pages 23 & 24 or by editing the PowerPoint templates located in the zip file.



Assessment and Feedback Rubrics

Many teachers, particularly those who teach younger students, don't feel that it's necessary to grade this assignment. However, others believe that reviewing student work and providing feedback from time to time encourages students to do their best work. If you feel the need to grade the *Seek & Spell Challenge* activity, consider using one of the rubrics on page 26 or 27, or create your own from one of the rubric templates. Rubrics outline exactly what's expected, and they help students understand what they are doing well and how they can improve. Older students will also benefit from filling out a rubric about their own work as part of a self-assessment activity.



Seek & Spell Partner Strategies

Seek and Spell Challenge can be completed independently or with a partner; try mixing it up from week to week keep the activity fresh. Here are two partner strategies to try:

- Work Alone, Then Together** - Give each student a copy of the mystery word printable, and ask them to cut apart the letter tiles. Provide 10 or 15 minutes for students to work alone to find and record as many words as possible. When the time is up, ask them to draw a dark line under the last word they found on their own. Next, assign partners and ask students to work together to check the spellings and accuracy of their words. Provide another 10 or 15 minutes for them to continue working together to find more words. At the end of the activity, have them paperclip their recording pages together and turn them in. You'll be able to see how many words each student found independently by the location of the dark line they drew under the last word they found alone.
- Work Together, Taking Turns** - Pair students having similar ability levels and give them ONE mystery word printable to share. After cutting apart the letters, they take turns making words or recording them. As one student finds a word, the other person confirms its spelling and records the word. After every 5 words, the students switch roles.

Seek & Spell Challenge Mystery Words

To avoid using the same mystery word again in a school year, record the date you assign each word.

Set 1 - Mystery Words Starter Set

#	Word	Date Used
1	cartwheel	
2	skateboard	
3	misleading	
4	brainteaser	
5	repainting	
6	thunderstorm	
7	delightful	
8	watermelon	
9	matchboxes	
10	graduation	
11	supermarket	
12	measurement	

Set 2 - Compound Words

#	Word	Date Used
1	lighthouse	
2	fireplace	
3	washcloth	
4	grasshopper	
5	drawbridge	
6	candlestick	
7	headstand	
8	weatherman	
9	sandcastle	
10	battleship	
11	rattlesnake	
12	grandmother	

Set 3 - Prefixes and Suffixes

#	Word	Date Used
1	subheading	
2	respectfully	
3	encouraging	
4	foolishness	
5	measurable	
6	misbehaving	
7	excitedly	
8	relationship	
9	department	
10	mistakenly	
11	unbreakable	
12	appointment	

Your Own Mystery Words

#	Word	Date Used
1		
2		
3		
4		
5		
6		
7		
8		
9		
10		
11		
12		

Seek & Spell Challenge Guidelines

- Try to unscramble the letters to find one mystery word that uses ALL the letters in the set. If you find it, write it on the back of your paper but don't tell anyone what it is. If you don't find it right away, move on to the next step.
- Move the letters around and try to form smaller words that are made of 3 or more letters.
- When you find a word, write it on your paper. Be sure to spell each word correctly. If you aren't sure of a spelling, check it with a dictionary.
- Don't record proper nouns, names, or abbreviations.
- Be sure you know the meanings of all of the words you record on your list.
- You may use more than one form of a word (plural, past tense, etc.) as long as you have all of the letters to make the new word.



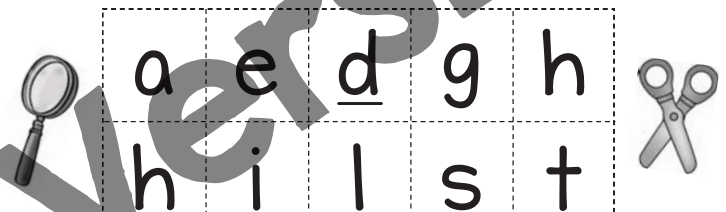
Seek & Spell Challenge

Name _____

Cut the letters apart, and use them to make words. Write words having 3 or more letters on the lines below. Can you find the mystery word that uses ALL the letters? If you do, write it on the back of this paper.

- | | |
|-----------|-----------|
| 1. _____ | 11. _____ |
| 2. _____ | 12. _____ |
| 3. _____ | 13. _____ |
| 4. _____ | 14. _____ |
| 5. _____ | 15. _____ |
| 6. _____ | 16. _____ |
| 7. _____ | 17. _____ |
| 8. _____ | 18. _____ |
| 9. _____ | 19. _____ |
| 10. _____ | 20. _____ |

10 Mystery Word Letters: a e d g h h i l s t



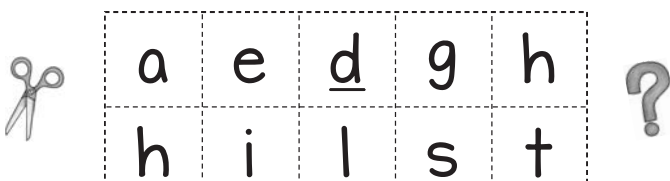
Seek & Spell Challenge

Name _____
Date _____

Cut the letters apart, and use them to make words. Write words having 3 or more letters on the lines below, and be sure to spell them correctly. Proper nouns may not be included. Can you find the mystery word that uses ALL of the letters? If you do, write it on the back of this paper, and don't tell anyone what it is!

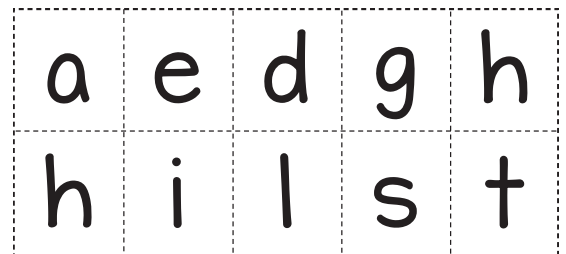
- | | |
|-----------|-----------|
| 13. _____ | 25. _____ |
| 14. _____ | 26. _____ |
| 15. _____ | 27. _____ |
| 16. _____ | 28. _____ |
| 17. _____ | 29. _____ |
| 18. _____ | 30. _____ |
| 19. _____ | 31. _____ |
| 20. _____ | 32. _____ |
| 21. _____ | 33. _____ |
| 22. _____ | 34. _____ |
| 23. _____ | 35. _____ |
| 24. _____ | 36. _____ |

10 Mystery Word Letters: a e d g h h i l s t



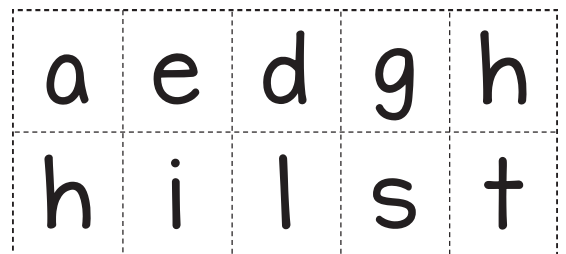
Seek & Spell Challenge

Name _____ Date _____



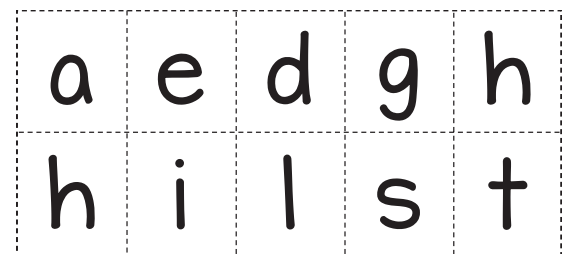
Seek & Spell Challenge

Name _____ Date _____



Seek & Spell Challenge

Name _____ Date _____





Seek & Spell Challenge Practice

Which words below can be made from the letters in "headlights"?

head	heads
is	sad
glad	sade
sag	sags
hed	ten
tag	seat
seating	Gail



Seek & Spell Challenge Practice Answers

Which words below can be made from the letters in "headlights"?

head ✓ heads ✓

is ✗ sad ✓
Must have at least 3 letters

glad ✓ sade ✗
No such word exists

sag ✓ sags ✗
There's only one 's' in the set.

hed ✗ ten ✓
No such word exists

tag ✓ heat ✓

heating ✗ Gail ✗
There's no 'n' in the set of letters. This is a name which is a proper noun.



Seek & Spell Challenge

Name _____

Cut the letters apart, and use them to make words. Write words having 3 or more letters on the lines below. Can you find the mystery word that uses ALL the letters? If you do, write it on the back of this paper.

1. _____
2. _____
3. _____
4. _____
5. _____
6. _____
7. _____
8. _____
9. _____
10. _____
11. _____
12. _____
13. _____
14. _____
15. _____
16. _____
17. _____
18. _____
19. _____
20. _____



a	a	d	e	g	i
i	n	p	p	r	s



Seek & Spell Challenge

Name _____

Date _____

Cut the letters apart, and use them to make words. Write words having 3 or more letters on the lines below, and be sure to spell them correctly. Proper nouns may not be included. Can you find the mystery word that uses ALL the letters? If you do, write it on the back of this paper, and don't tell anyone what it is!

1. _____
2. _____
3. _____
4. _____
5. _____
6. _____
7. _____
8. _____
9. _____
10. _____
11. _____
12. _____
13. _____
14. _____
15. _____
16. _____
17. _____
18. _____
19. _____
20. _____
21. _____
22. _____
23. _____
24. _____
25. _____
26. _____
27. _____
28. _____
29. _____
30. _____
31. _____
32. _____
33. _____
34. _____
35. _____
36. _____

12 Mystery Word Letters: a a d e g i n p p t



a	a	d	e	g	i
i	n	p	p	r	s



Name _____ Date _____

Seek & Spell Challenge

a	a	d	e	g	i
i	n	p	p	r	s



Name _____ Date _____

Seek & Spell Challenge

a	a	d	e	g	i
i	n	p	p	r	s



Name _____ Date _____

Seek & Spell Challenge

a	a	d	e	g	i
i	n	p	p	r	s



Seek & Spell Challenge Practice

Which words below can be made from the letters in "disappearing"?

grin	grins
is	sad
rain	raining
raise	raised
raises	gen
pear	dair
spine	reason



Seek & Spell Challenge Practice Answers

Which words below can be made from the letters in "disappearing"?

grin ✓ grins ✓

is ✗ sad ✓

Must have at least 3 letters

rain ✓ raining ✗

There's only one 'n' in the set.

raise ✓ raised ✓

raises ✗ gen ✗

There's only one 's' in the set. Not a whole word, sometimes used as an abbreviation (Gen. for General)

pear ✓ dair ✗

No such word exists, incorrect spelling of dare

spine ✓ reason ✗

There's no 'o' in the set of letters.

Seek & Spell Challenge Generic Forms and Blank PDF Templates



Name _____

Seek & Spell Challenge

Cut the letters apart, and use them to make words. Write words having 3 or more letters on the lines below, and be sure to spell them correctly. Proper nouns may not be included. Can you find the mystery word that uses ALL the letters? If you do, write it on the back of this paper.

- | | |
|-----------|-----------|
| 1. _____ | 11. _____ |
| 2. _____ | 12. _____ |
| 3. _____ | 13. _____ |
| 4. _____ | 14. _____ |
| 5. _____ | 15. _____ |
| 6. _____ | 16. _____ |
| 7. _____ | 17. _____ |
| 8. _____ | 18. _____ |
| 9. _____ | 19. _____ |
| 10. _____ | 20. _____ |



Seek & Spell Challenge

Name _____
Date _____

Cut the letters apart, and use them to make words. Write words having 3 or more letters on the lines below. Be sure to spell the words correctly. Proper nouns may not be included. Can you find the mystery word that uses ALL the letters? If you do, write it on the back of this paper, but don't tell anyone what it is!

-
- | | | |
|-----------|-----------|-----------|
| 1. _____ | 16. _____ | 31. _____ |
| 2. _____ | 17. _____ | 32. _____ |
| 3. _____ | 18. _____ | 33. _____ |
| 4. _____ | 19. _____ | 34. _____ |
| 5. _____ | 20. _____ | 35. _____ |
| 6. _____ | 21. _____ | 36. _____ |
| 7. _____ | 22. _____ | 37. _____ |
| 8. _____ | 23. _____ | 38. _____ |
| 9. _____ | 24. _____ | 39. _____ |
| 10. _____ | 25. _____ | 40. _____ |
| 11. _____ | 26. _____ | 41. _____ |
| 12. _____ | 27. _____ | 42. _____ |
| 13. _____ | 28. _____ | 43. _____ |
| 14. _____ | 29. _____ | 44. _____ |
| 15. _____ | 30. _____ | 45. _____ |



Seek & Spell Challenge

Name _____

Cut the letters apart, and use them to make words. Write words having 3 or more letters on the lines below. Can you find the mystery word that uses ALL the letters? If you do, write it on the back of this paper.

- | | |
|-----------|-----------|
| 1. _____ | 11. _____ |
| 2. _____ | 12. _____ |
| 3. _____ | 13. _____ |
| 4. _____ | 14. _____ |
| 5. _____ | 15. _____ |
| 6. _____ | 16. _____ |
| 7. _____ | 17. _____ |
| 8. _____ | 18. _____ |
| 9. _____ | 19. _____ |
| 10. _____ | 20. _____ |



Seek & Spell Challenge

Name _____
Date _____

Cut the letters apart, and use them to make words. Write words having 3 or more letters on the lines below, and be sure to spell them correctly. Proper nouns may not be included. Can you find the mystery word that uses ALL of the letters? If you do, write it on the back of this paper, and don't tell anyone what it is!

- | | | |
|-----------|-----------|-----------|
| 1. _____ | 13. _____ | 25. _____ |
| 2. _____ | 14. _____ | 26. _____ |
| 3. _____ | 15. _____ | 27. _____ |
| 4. _____ | 16. _____ | 28. _____ |
| 5. _____ | 17. _____ | 29. _____ |
| 6. _____ | 18. _____ | 30. _____ |
| 7. _____ | 19. _____ | 31. _____ |
| 8. _____ | 20. _____ | 32. _____ |
| 9. _____ | 21. _____ | 33. _____ |
| 10. _____ | 22. _____ | 34. _____ |
| 11. _____ | 23. _____ | 35. _____ |
| 12. _____ | 24. _____ | 36. _____ |



Seek & Spell Challenge

Name _____ Date _____

Seek & Spell Challenge

Name _____ Date _____

Seek & Spell Challenge

Name _____ Date _____

Seek & Spell Challenge Feedback Rubric

Name(s) _____ Date _____

Mystery Word:			
Spelling	✓	✓	✓
Number of Correct Words _____	✓	✓	✓
Word Length	✓	✓	✓
Effort/Persistence	✓	✓	✓

Seek & Spell Challenge Feedback Rubric

Name(s) _____ Date _____

Mystery Word:			
Spelling	✓	✓	✓
Number of Correct Words _____	✓	✓	✓
Word Length	✓	✓	✓
Effort/Persistence	✓	✓	✓

Seek & Spell Challenge Feedback Rubric

Name(s) _____ Date _____

Mystery Word:			
Spelling	✓	✓	✓
Number of Correct Words _____	✓	✓	✓
Word Length	✓	✓	✓
Effort/Persistence	✓	✓	✓

Seek & Spell Challenge Feedback Rubric

Name(s) _____ Date _____

Mystery Word:			
Spelling	✓	✓	✓
Number of Correct Words _____	✓	✓	✓
Word Length	✓	✓	✓
Effort/Persistence	✓	✓	✓

Seek & Spell Challenge Feedback Rubric

Name(s) _____ Date _____

Mystery Word:			
Spelling	✓	✓	✓
Number of Correct Words _____	✓	✓	✓
Word Length	✓	✓	✓
Effort/Persistence	✓	✓	✓

Seek & Spell Challenge Feedback Rubric

Name(s) _____ Date _____

Mystery Word:			
Spelling	✓	✓	✓
Number of Correct Words _____	✓	✓	✓
Word Length	✓	✓	✓
Effort/Persistence	✓	✓	✓

Seek & Spell Challenge Feedback Rubric

Name(s) _____ Date _____

Mystery Word:				
Spelling	1	2	3	4
Number of Correct Words _____	1	2	3	4
Word Length	1	2	3	4
Effort/Persistence	1	2	3	4

Seek & Spell Challenge Feedback Rubric

Name(s) _____ Date _____

Mystery Word:				
Spelling	1	2	3	4
Number of Correct Words _____	1	2	3	4
Word Length	1	2	3	4
Effort/Persistence	1	2	3	4

Seek & Spell Challenge Feedback Rubric

Name(s) _____ Date _____

Mystery Word:				

Seek & Spell Challenge Feedback Rubric

Name(s) _____ Date _____

Mystery Word:				

Seek & Spell Challenge Feedback Rubric

Name(s) _____ Date _____

Mystery Word:				
Spelling	1	2	3	4
Number of Correct Words _____	1	2	3	4
Word Length	1	2	3	4
Effort/Persistence	1	2	3	4

Seek & Spell Challenge Feedback Rubric

Name(s) _____ Date _____

Mystery Word:				
Spelling	1	2	3	4
Number of Correct Words _____	1	2	3	4
Word Length	1	2	3	4
Effort/Persistence	1	2	3	4

Seek & Spell Challenge Feedback Rubric

Name(s) _____ Date _____

Mystery Word:				

Seek & Spell Challenge Feedback Rubric

Name(s) _____ Date _____

Mystery Word:				

Seek & Spell Challenge Feedback Rubric

Name(s) _____ Date _____

Mystery Word:				
Spelling	1	2	3	4
Number of Correct Words _____	1	2	3	4
Word Length	1	2	3	4
Effort/Persistence	1	2	3	4

Seek & Spell Challenge Feedback Rubric

Name(s) _____ Date _____

Mystery Word:				
Spelling	1	2	3	4
Number of Correct Words _____	1	2	3	4
Word Length	1	2	3	4
Effort/Persistence	1	2	3	4

Seek & Spell Challenge Feedback Rubric

Name(s) _____ Date _____

Mystery Word:				

Seek & Spell Challenge Feedback Rubric

Name(s) _____ Date _____

Mystery Word:				



Common Core Alignment Language and Foundational Skills



2nd Grade

- L.2.2.D Generalize learned spelling patterns when writing words.
- L.2.2.E Consult reference materials, including beginning dictionaries, as needed to check and correct spellings.
- RF.2.3 Know and apply grade-level phonics and word analysis skills in decoding words.
- RF.2.3.A Distinguish long and short vowels when reading regularly spelled one-syllable words.
- RF.2.3.B Know spelling-sound correspondences for additional common vowel teams.
- RF.2.3.C Decode regularly spelled two-syllable words with long vowels.
- RF.2.3.D Decode words with common prefixes and suffixes.
- RF.2.3.E Identify words with inconsistent but common spelling-sound correspondences.
- RF.2.3.F Recognize and read grade-appropriate irregularly spelled words.

3rd Grade

- L.3.2.E Use conventional spelling for high-frequency and other studied words and for adding suffixes to base words (e.g., sitting, smiled, cries, happiness).
- L.3.2.F Use spelling patterns and generalizations (e.g., word families, position-based spellings, syllable patterns, ending rules, meaningful word parts) in writing words.
- L.3.2.G Consult reference materials, including beginning dictionaries, as needed to check and correct spellings.
- RF.3.3 Know and apply grade-level phonics and word analysis skills in decoding words.
- RF.3.3.A Identify and know the meaning of the most common prefixes and derivational suffixes.
- RF.3.3.B Decode words with common Latin suffixes.
- RF.3.3.C Decode multi-syllable words.
- RF.3.3.D Read grade-appropriate irregularly spelled words.


4th grade

- L.4.2.D Spell grade-appropriate words correctly, consulting references as needed.
- RF.4.3 Know and apply grade-level phonics and word analysis skills in decoding words.
- RF.4.3.A Use combined knowledge of all letter-sound correspondences, syllabication patterns, and morphology (e.g., roots and affixes) to read accurately unfamiliar multisyllabic words in context and out of context.

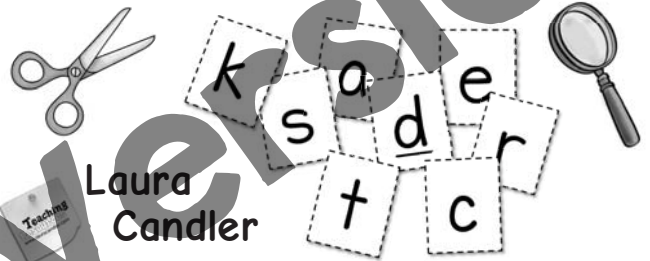
5th grade

- L.5.2.E Spell grade-appropriate words correctly, consulting references as needed.
- RF.5.3 Know and apply grade-level phonics and word analysis skills in decoding words.
- RF.5.3.A Use combined knowledge of all letter-sound correspondences, syllabication patterns, and morphology (e.g., roots and affixes) to read accurately unfamiliar multisyllabic words in context and out of context.

Seek & Spell Challenge Set 1





12 Mystery Words Starter Set



Laura
Candler

Seek & Spell Set 1 Mystery Words and Dates of Use

Page #	Word #	Word	Date Used
3-5	1	cartwheel	
6-8	2	skateboard	
9-11	3	misleading	
12-14	4	brainteaser	
15-17	5	repainting	
18-20	6	thunderstorm	
21-23	7	delightful	
24-26	8	watermelon	
27-29	9	matchboxes	
30-32	10	graduation	
33-35	11	supermarket	
36-38	12	measurement	



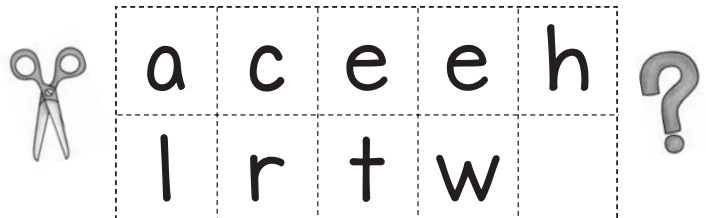
Seek & Spell Challenge

Name _____
Date _____

Cut the letters apart, and use them to make words. Write words having 3 or more letters on the lines below, and be sure to spell them correctly. Proper nouns may not be included. Can you find the mystery word that uses ALL the letters? If you do, write it on the back of this paper, and don't tell anyone what it is!

- _____
- _____
- _____
- _____
- _____
- _____
- _____
- _____
- _____
- _____
- _____
- _____

9 Mystery Word Letters: a c e e h l r t w






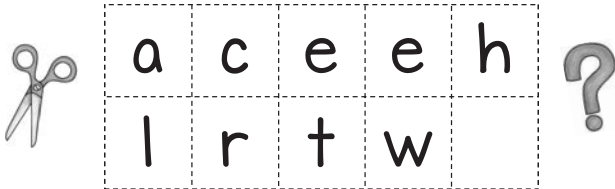
Seek & Spell Challenge

Name _____
Date _____

Cut the letters apart, and use them to make words. Write words having 3 or more letters on the lines below, and be sure to spell them correctly. Proper nouns may not be included. Can you find the mystery word that uses ALL of the letters? If you do, write it on the back of this paper, and don't tell anyone what it is!


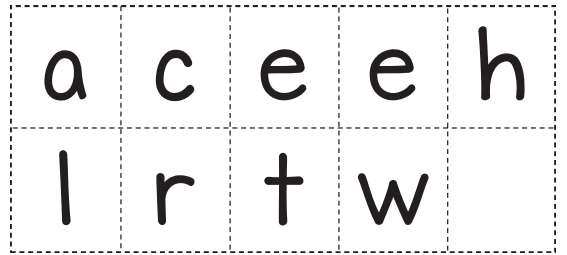
- | | | |
|-----------|-----------|-----------|
| 1. _____ | 13. _____ | 25. _____ |
| 2. _____ | 14. _____ | 26. _____ |
| 3. _____ | 15. _____ | 27. _____ |
| 4. _____ | 16. _____ | 28. _____ |
| 5. _____ | 17. _____ | 29. _____ |
| 6. _____ | 18. _____ | 30. _____ |
| 7. _____ | 19. _____ | 31. _____ |
| 8. _____ | 20. _____ | 32. _____ |
| 9. _____ | 21. _____ | 33. _____ |
| 10. _____ | 22. _____ | 34. _____ |
| 11. _____ | 23. _____ | 35. _____ |
| 12. _____ | 24. _____ | 36. _____ |

9 Mystery Word Letters: a c e e h l r t w





Name _____ Date _____

Seek & Spell Challenge




Name _____ Date _____

Seek & Spell Challenge



Name _____ Date _____

Seek & Spell Challenge



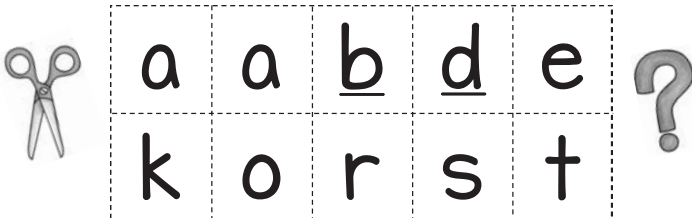
Seek & Spell Challenge

Name _____
Date _____

Cut the letters apart, and use them to make words. Write words having 3 or more letters on the lines below, and be sure to spell them correctly. Proper nouns may not be included. Can you find the mystery word that uses ALL the letters? If you do, write it on the back of this paper, and don't tell anyone what it is!

- | | |
|-----------|-----------|
| 1. _____ | 11. _____ |
| 2. _____ | 12. _____ |
| 3. _____ | 13. _____ |
| 4. _____ | 14. _____ |
| 5. _____ | 15. _____ |
| 6. _____ | 16. _____ |
| 7. _____ | 17. _____ |
| 8. _____ | 18. _____ |
| 9. _____ | 19. _____ |
| 10. _____ | 20. _____ |

10 Mystery Word Letters: a a b d e k o r s t



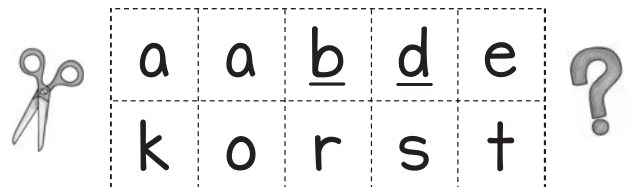
Seek & Spell Challenge

Name _____
Date _____

Cut the letters apart, and use them to make words. Write words having 3 or more letters on the lines below, and be sure to spell them correctly. Proper nouns may not be included. Can you find the mystery word that uses ALL the letters? If you do, write it on the back of this paper, and don't tell anyone what it is!

- | | | |
|-----------|-----------|-----------|
| 1. _____ | 13. _____ | 25. _____ |
| 2. _____ | 14. _____ | 26. _____ |
| 3. _____ | 15. _____ | 27. _____ |
| 4. _____ | 16. _____ | 28. _____ |
| 5. _____ | 17. _____ | 29. _____ |
| 6. _____ | 18. _____ | 30. _____ |
| 7. _____ | 19. _____ | 31. _____ |
| 8. _____ | 20. _____ | 32. _____ |
| 9. _____ | 21. _____ | 33. _____ |
| 10. _____ | 22. _____ | 34. _____ |
| 11. _____ | 23. _____ | 35. _____ |
| 12. _____ | 24. _____ | 36. _____ |

10 Mystery Word Letters: a a b d e k o r s t






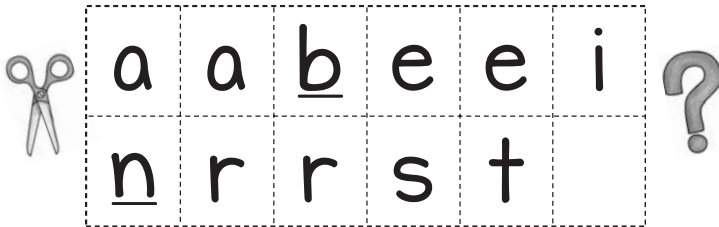
Seek & Spell Challenge

Name _____
Date _____

Cut the letters apart, and use them to make words. Write words having 3 or more letters on the lines below, and be sure to spell them correctly. Proper nouns may not be included. Can you find the mystery word that uses ALL the letters? If you do, write it on the back of this paper, and don't tell anyone what it is!

1. _____
2. _____
3. _____
4. _____
5. _____
6. _____
7. _____
8. _____
9. _____
10. _____
11. _____
12. _____
13. _____
14. _____
15. _____
16. _____
17. _____
18. _____
19. _____
20. _____

11 Mystery Word Letters: a a b e e i n r r s t




Seek & Spell Challenge

Name _____
Date _____

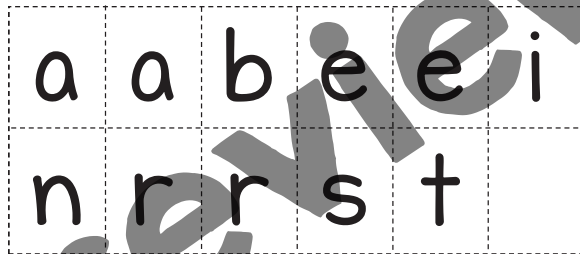
Cut the letters apart, and use them to make words. Write words having 3 or more letters on the lines below, and be sure to spell them correctly. Proper nouns may not be included. Can you find the mystery word that uses ALL of the letters? If you do, write it on the back of this paper, and don't tell anyone what it is!

1. _____
2. _____
3. _____
4. _____
5. _____
6. _____
7. _____
8. _____
9. _____
10. _____
11. _____
12. _____
13. _____
14. _____
15. _____
16. _____
17. _____
18. _____
19. _____
20. _____
21. _____
22. _____
23. _____
24. _____
25. _____
26. _____
27. _____
28. _____
29. _____
30. _____
31. _____
32. _____
33. _____
34. _____
35. _____
36. _____

11 Mystery Word Letters: a a b e e i n r r s t



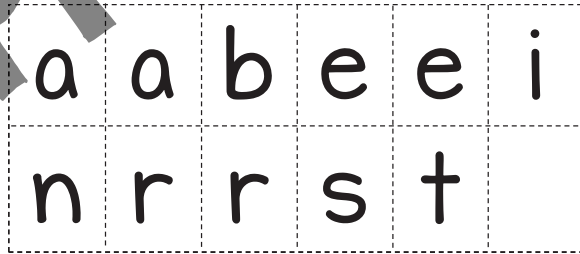
Name _____ Date _____



Seek & Spell Challenge



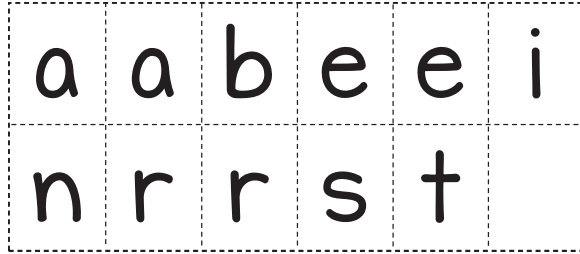
Name _____ Date _____



Seek & Spell Challenge



Name _____ Date _____



Seek & Spell Challenge



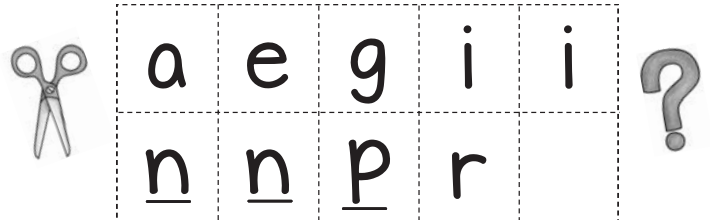
Seek & Spell Challenge

Name _____
Date _____

Cut the letters apart, and use them to make words. Write words having 3 or more letters on the lines below, and be sure to spell them correctly. Proper nouns may not be included. Can you find the mystery word that uses ALL the letters? If you do, write it on the back of this paper, and don't tell anyone what it is!

1. _____
2. _____
3. _____
4. _____
5. _____
6. _____
7. _____
8. _____
9. _____
10. _____
11. _____
12. _____
13. _____
14. _____
15. _____
16. _____
17. _____
18. _____
19. _____
20. _____

9 Mystery Word Letters: a e g i i n n p r





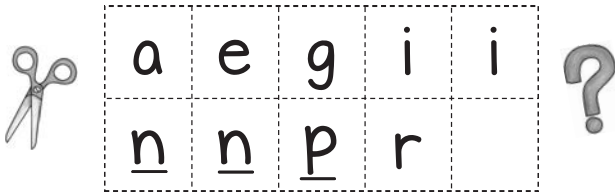
Seek & Spell Challenge

Name _____
Date _____

Cut the letters apart, and use them to make words. Write words having 3 or more letters on the lines below, and be sure to spell them correctly. Proper nouns may not be included. Can you find the mystery word that uses ALL of the letters? If you do, write it on the back of this paper, and don't tell anyone what it is!

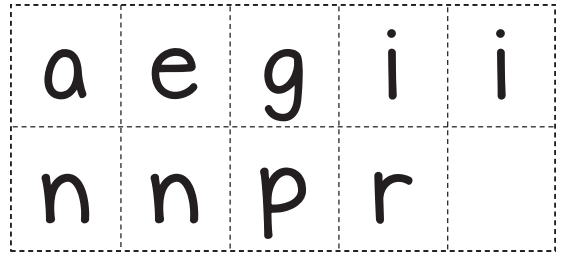
1. _____
2. _____
3. _____
4. _____
5. _____
6. _____
7. _____
8. _____
9. _____
10. _____
11. _____
12. _____
13. _____
14. _____
15. _____
16. _____
17. _____
18. _____
19. _____
20. _____
21. _____
22. _____
23. _____
24. _____
25. _____
26. _____
27. _____
28. _____
29. _____
30. _____
31. _____
32. _____
33. _____
34. _____
35. _____
36. _____

9 Mystery Word Letters: a e g i i n n p r




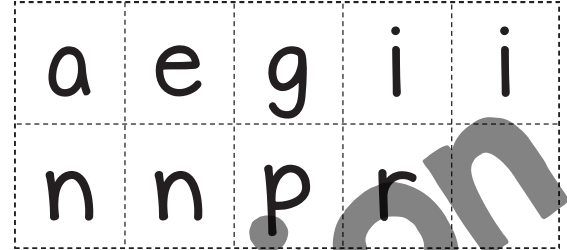
Seek & Spell Challenge

Name _____ Date _____





Seek & Spell Challenge

Name _____ Date _____



Seek & Spell Challenge

Name _____ Date _____




Seek & Spell Challenge

Name _____
Date _____

Cut the letters apart, and use them to make words. Write words having 3 or more letters on the lines below, and be sure to spell them correctly. Proper nouns may not be included. Can you find the mystery word that uses ALL the letters? If you do, write it on the back of this paper, and don't tell anyone what it is!

1. _____
2. _____
3. _____
4. _____
5. _____
6. _____
7. _____
8. _____
9. _____
10. _____
11. _____
12. _____
13. _____
14. _____
15. _____
16. _____
17. _____
18. _____
19. _____
20. _____

12 Mystery Word Letters: d e h m n o r r s t t u



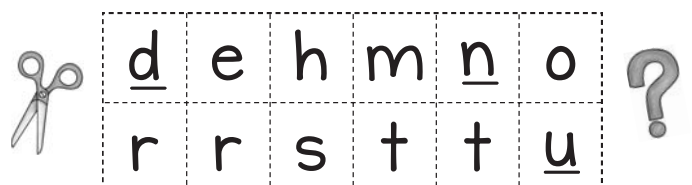
Seek & Spell Challenge

Name _____
Date _____

Cut the letters apart, and use them to make words. Write words having 3 or more letters on the lines below, and be sure to spell them correctly. Proper nouns may not be included. Can you find the mystery word that uses ALL the letters? If you do, write it on the back of this paper, and don't tell anyone what it is!

1. _____
2. _____
3. _____
4. _____
5. _____
6. _____
7. _____
8. _____
9. _____
10. _____
11. _____
12. _____
13. _____
14. _____
15. _____
16. _____
17. _____
18. _____
19. _____
20. _____
21. _____
22. _____
23. _____
24. _____
25. _____
26. _____
27. _____
28. _____
29. _____
30. _____
31. _____
32. _____
33. _____
34. _____
35. _____
36. _____

12 Mystery Word Letters: d e h m n o r r s t t u






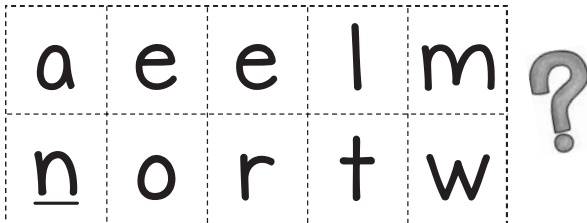
Seek & Spell Challenge

Name _____
Date _____

Cut the letters apart, and use them to make words. Write words having 3 or more letters on the lines below, and be sure to spell them correctly. Proper nouns may not be included. Can you find the mystery word that uses ALL the letters? If you do, write it on the back of this paper, and don't tell anyone what it is!

1. _____
2. _____
3. _____
4. _____
5. _____
6. _____
7. _____
8. _____
9. _____
10. _____
11. _____
12. _____
13. _____
14. _____
15. _____
16. _____
17. _____
18. _____
19. _____
20. _____

10 Mystery Word Letters: a e e l m n o r t w





Seek & Spell Challenge

Name _____
Date _____

Cut the letters apart, and use them to make words. Write words having 3 or more letters on the lines below, and be sure to spell them correctly. Proper nouns may not be included. Can you find the mystery word that uses ALL of the letters? If you do, write it on the back of this paper, and don't tell anyone what it is!

1. _____
2. _____
3. _____
4. _____
5. _____
6. _____
7. _____
8. _____
9. _____
10. _____
11. _____
12. _____
13. _____
14. _____
15. _____
16. _____
17. _____
18. _____
19. _____
20. _____
21. _____
22. _____
23. _____
24. _____
25. _____
26. _____
27. _____
28. _____
29. _____
30. _____
31. _____
32. _____
33. _____
34. _____
35. _____
36. _____

10 Mystery Word Letters: a e e l m n o r t w




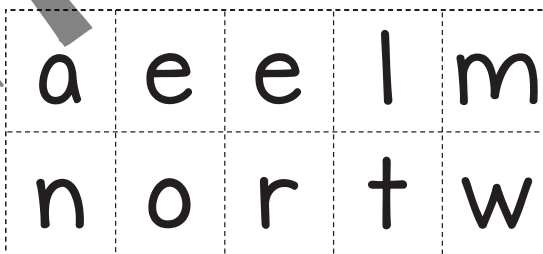
Seek & Spell Challenge

Name _____ Date _____



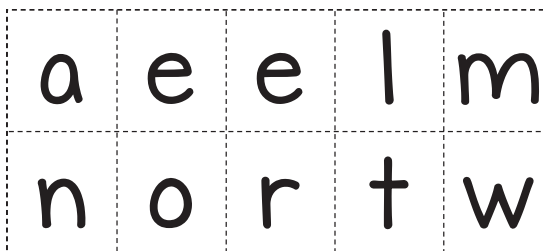
Seek & Spell Challenge

Name _____ Date _____



Seek & Spell Challenge

Name _____ Date _____




Seek & Spell Challenge


Name _____
Date _____

Cut the letters apart, and use them to make words. Write words having 3 or more letters on the lines below, and be sure to spell them correctly. Proper nouns may not be included. Can you find the mystery word that uses ALL the letters? If you do, write it on the back of this paper, and don't tell anyone what it is!

1. _____
2. _____
3. _____
4. _____
5. _____
6. _____
7. _____
8. _____
9. _____
10. _____
11. _____
12. _____
13. _____
14. _____
15. _____
16. _____
17. _____
18. _____
19. _____
20. _____

10 Mystery Word Letters: a b c e h m o s t x






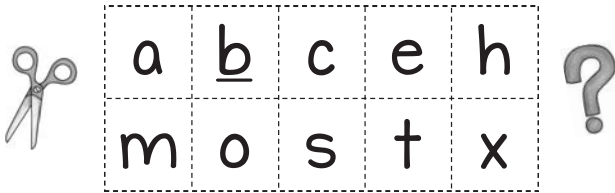
Seek & Spell Challenge

Name _____
Date _____

Cut the letters apart, and use them to make words. Write words having 3 or more letters on the lines below, and be sure to spell them correctly. Proper nouns may not be included. Can you find the mystery word that uses ALL of the letters? If you do, write it on the back of this paper, and don't tell anyone what it is!

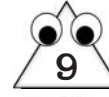
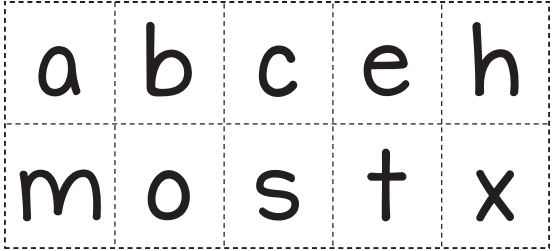
1. _____
2. _____
3. _____
4. _____
5. _____
6. _____
7. _____
8. _____
9. _____
10. _____
11. _____
12. _____
13. _____
14. _____
15. _____
16. _____
17. _____
18. _____
19. _____
20. _____
21. _____
22. _____
23. _____
24. _____
25. _____
26. _____
27. _____
28. _____
29. _____
30. _____
31. _____
32. _____
33. _____
34. _____
35. _____
36. _____

10 Mystery Word Letters: a b c e h m o s t x



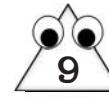

Name _____ Date _____

Seek & Spell Challenge



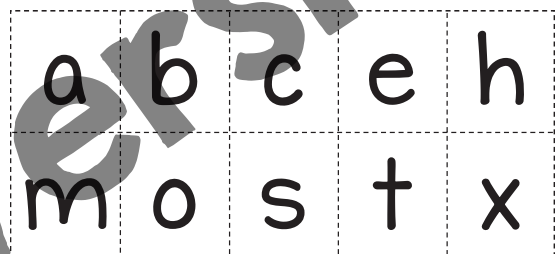
Name _____ Date _____

Seek & Spell Challenge



Name _____ Date _____

Seek & Spell Challenge





Seek & Spell Challenge

Name _____
Date _____

Cut the letters apart, and use them to make words. Write words having 3 or more letters on the lines below, and be sure to spell them correctly. Proper nouns may not be included. Can you find the mystery word that uses ALL the letters? If you do, write it on the back of this paper, and don't tell anyone what it is!

1. _____
2. _____
3. _____
4. _____
5. _____
6. _____
7. _____
8. _____
9. _____
10. _____
11. _____
12. _____
13. _____
14. _____
15. _____
16. _____
17. _____
18. _____
19. _____
20. _____

10 Mystery Word Letters: a a d g i n o r t u



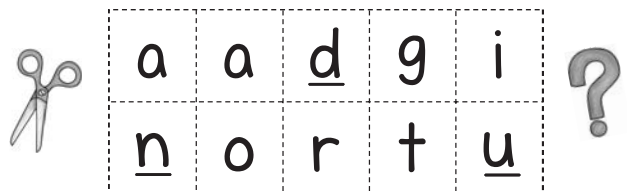
Seek & Spell Challenge

Name _____
Date _____

Cut the letters apart, and use them to make words. Write words having 3 or more letters on the lines below, and be sure to spell them correctly. Proper nouns may not be included. Can you find the mystery word that uses ALL of the letters? If you do, write it on the back of this paper, and don't tell anyone what it is!

1. _____
2. _____
3. _____
4. _____
5. _____
6. _____
7. _____
8. _____
9. _____
10. _____
11. _____
12. _____
13. _____
14. _____
15. _____
16. _____
17. _____
18. _____
19. _____
20. _____
21. _____
22. _____
23. _____
24. _____
25. _____
26. _____
27. _____
28. _____
29. _____
30. _____
31. _____
32. _____
33. _____
34. _____
35. _____
36. _____

10 Mystery Word Letters: a a d g i n o r t u





Seek & Spell Challenge

Name _____
Date _____


Cut the letters apart, and use them to make words. Write words having 3 or more letters on the lines below, and be sure to spell them correctly. Proper nouns may not be included. Can you find the mystery word that uses ALL the letters? If you do, write it on the back of this paper, and don't tell anyone what it is!

- | | |
|-----------|-----------|
| 1. _____ | 11. _____ |
| 2. _____ | 12. _____ |
| 3. _____ | 13. _____ |
| 4. _____ | 14. _____ |
| 5. _____ | 15. _____ |
| 6. _____ | 16. _____ |
| 7. _____ | 17. _____ |
| 8. _____ | 18. _____ |
| 9. _____ | 19. _____ |
| 10. _____ | 20. _____ |

11 Mystery Word Letters: a e e e m m n r s t u



a	e	e	e	m	m	?
n	r	s	t	u		



Seek & Spell Challenge

Name _____
Date _____

Cut the letters apart, and use them to make words. Write words having 3 or more letters on the lines below, and be sure to spell them correctly. Proper nouns may not be included. Can you find the mystery word that uses ALL of the letters? If you do, write it on the back of this paper, and don't tell anyone what it is!

- | | | |
|-----------|-----------|-----------|
| 1. _____ | 13. _____ | 25. _____ |
| 2. _____ | 14. _____ | 26. _____ |
| 3. _____ | 15. _____ | 27. _____ |
| 4. _____ | 16. _____ | 28. _____ |
| 5. _____ | 17. _____ | 29. _____ |
| 6. _____ | 18. _____ | 30. _____ |
| 7. _____ | 19. _____ | 31. _____ |
| 8. _____ | 20. _____ | 32. _____ |
| 9. _____ | 21. _____ | 33. _____ |
| 10. _____ | 22. _____ | 34. _____ |
| 11. _____ | 23. _____ | 35. _____ |
| 12. _____ | 24. _____ | 36. _____ |

11 Mystery Word Letters: a e e k m p o r r s t u



a	e	e	e	m	m	?
n	r	s	t	u		



Name _____

Date _____

a	e	e	e	m	m
n	r	s	t	u	



Name _____

Date _____

a	e	e	e	m	m
n	r	s	t	u	



Name _____

Date _____

a	e	e	e	m	m
n	r	s	t	u	