

# **Pumpkin Seed Multiplication**

By Laura Candler  
Teaching Resources  
[www.lauracandler.com](http://www.lauracandler.com)




# Pumpkin Seed Multiplication

Pumpkin Seed Multiplication is a hands-on activity adapted from a lesson in Laura Candler's *Mastering Math Facts: Multiplication and Division*. This activity will help students make the transition from addition to multiplication.

## Materials Needed


For each pair of students, you'll need a pumpkin game board, the directions on the next page, Addition Sentence cards, Multiplication Fact cards, and a small bowl of about 35 "pumpkin seeds." You can use real pumpkin seeds (dried, of course!) or any small item such as dried beans, paperclips, plastic chips, or unit cubes. If you would like to create extra number sentences and multiplication facts, use the blank cards on the last page. You'll find two variations of the game board. One has colorful bright orange pumpkins, but if you don't want to print in color, you may prefer the black and white version with pumpkin outlines.



## Teaching Suggestions

Before introducing the game, make sure students have had other opportunities to explore the meaning of multiplication and how it relates to addition. They should have already been introduced to the idea that a multiplication fact such as  $3 \times 5$  means "3 groups of 5" and is equal to  $5 + 5 + 5$ . Start off by choosing a student to help you model the game in front of the class. Review the directions on the next page and demonstrate how to do each step. Note that this is a learning game, not a competitive game, and there are no winners and losers. Then assign partners and hand out the materials, or allow students to play the game in a math center. The game does not require students to write down the number sentences and total seeds, but you can certainly have them do that in a math journal.

For more free math activities and information about Mastering Math Facts, visit Teaching Resources at [www.lauracandler.com](http://www.lauracandler.com).



# Pumpkin Seed Multiplication

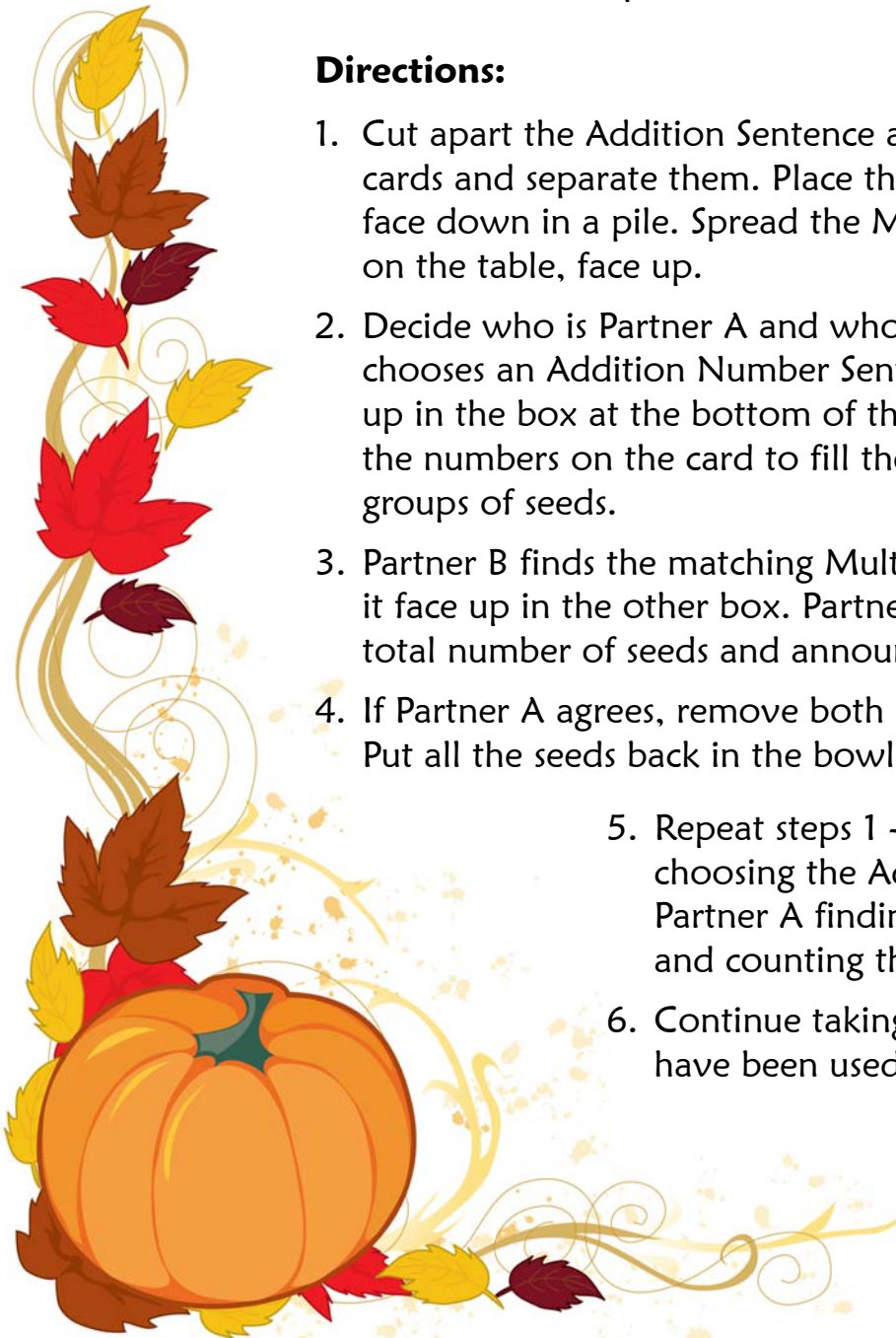
Number of Players: 2

Materials: Pumpkin Seed Multiplication Gameboard  
Addition Sentences and Multiplication Facts  
Bowl with 35 Pumpkin Seeds




## Directions:

1. Cut apart the Addition Sentence and Multiplication Fact cards and separate them. Place the Addition Sentences face down in a pile. Spread the Multiplication Facts out on the table, face up.
2. Decide who is Partner A and who is Partner B. Partner A chooses an Addition Number Sentence and places it face up in the box at the bottom of the page. He or she uses the numbers on the card to fill the pumpkins with equal groups of seeds.
3. Partner B finds the matching Multiplication Fact and places it face up in the other box. Partner B then counts to find the total number of seeds and announces it to Partner A.
4. If Partner A agrees, remove both cards and set them aside. Put all the seeds back in the bowl. If not, recount the seeds.
5. Repeat steps 1 - 4, with Partner B choosing the Addition Sentence and Partner A finding the Multiplication Fact and counting the seeds.
6. Continue taking turns until all the cards have been used or the time runs out.



# Pumpkin Seed Multiplication

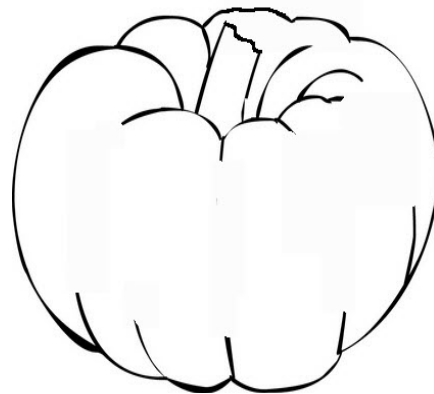

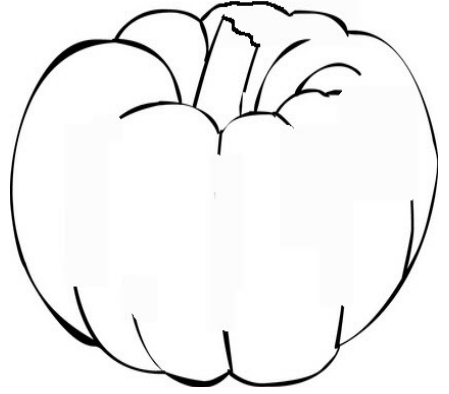
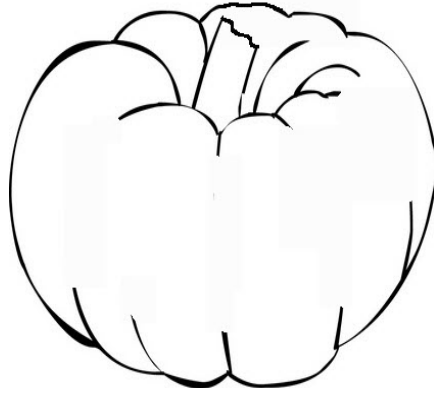
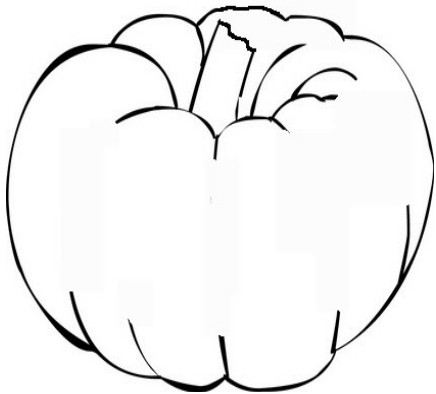

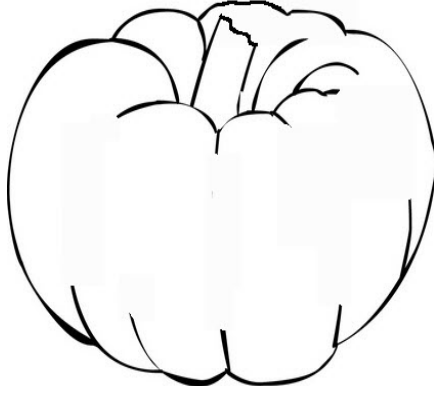
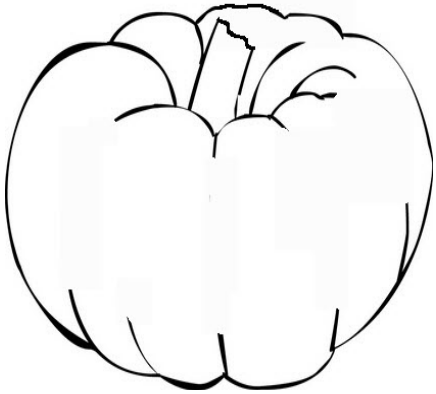


**Addition Number Sentence**

=

**Multiplication Fact**

# Pumpkin Seed Multiplication



**What is the  
Total Number  
of Seeds?**

**Addition Number Sentence**

=

**Multiplication Fact**



# Pumpkin Seed Multiplication



$$3 + 3 + 3 + 3 + 3$$

$$5 \times 3$$

$$7 + 7 + 7$$

$$3 \times 7$$

$$2 + 2 + 2 + 2 + 2$$

$$5 \times 2$$

$$5 + 5 + 5 + 5$$

$$4 \times 5$$

$$8 + 8 + 8$$

$$3 \times 8$$

$$7 + 7 + 7 + 7$$

$$4 \times 7$$

$$4 + 4 + 4 + 4 + 4$$

$$5 \times 4$$

$$9 + 9$$

$$2 \times 9$$

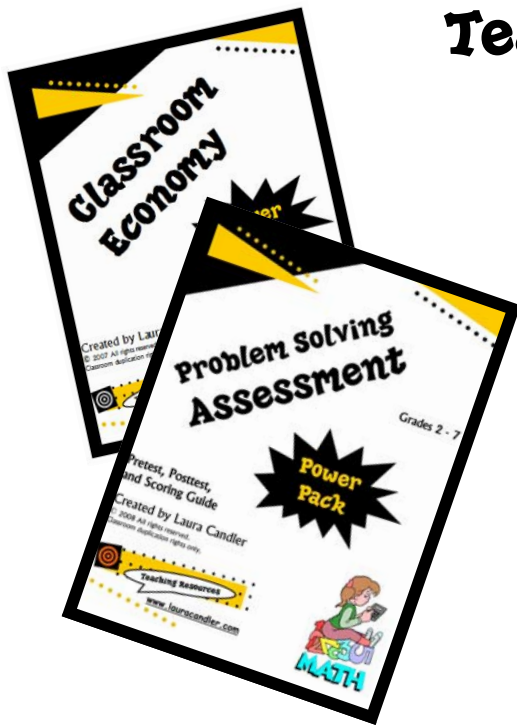


# **Pumpkin Seed Multiplication**





# Teaching Resources Website

[www.lauracandler.com](http://www.lauracandler.com)



## Free Resources for Teachers!

- Blackline masters and activity sheets
- Lesson plans and teaching strategies
- Cooperative learning methods
- Classroom management and motivation
- Literacy and Literature Circle strategies
- Mathematics instructional resources
- Bi-weekly Newsletters



Are you on **Facebook**? If so, check out Teaching Resources for new ideas:  
[www.facebook.com/TeachingResources](http://www.facebook.com/TeachingResources).

## Discover Power Packs . . .

- Digital eBooks you can download from [www.lauracandler.com](http://www.lauracandler.com) and print or use on a Smartboard!
- Each Power Pack includes ready-to-use directions, blackline masters, and teaching tips!
- Popular titles include:
  - **Classroom Goal Setting**
  - **Math Stations for Middle Grades**
  - **Daily Math Puzzlers**
  - **Mastering Math Facts**



Created by  
Laura Candler  
Milken Educator