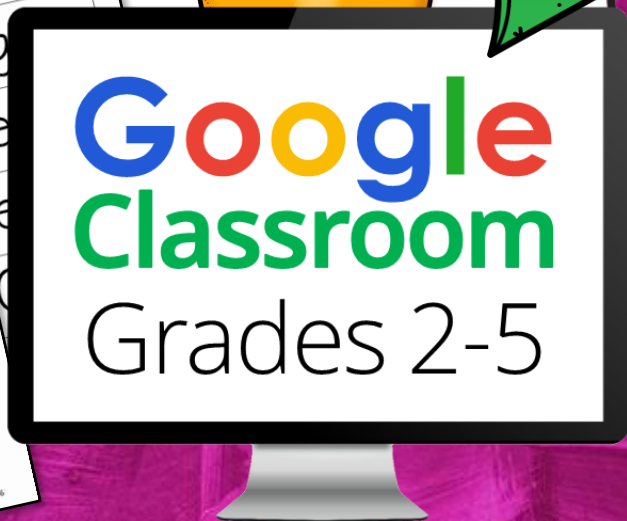


Seek & Spell Challenge

Printable & Digital Word Work



Laura Candler

Seek & Spell Challenge

Created by Laura Candler
www.lauracandler.com





CCSS Aligned
Grades 2-5

Seek & Spell Challenge is an engaging word work strategy to build foundational reading skills and to improve spelling. Both printable and digital word work activities are included. Students are given a set of paper or digital letters that they use to create as many new words as possible. While they are rearranging the letters, they also attempt to find the mystery word made from ALL of the letters in the set. *Seek & Spell Challenge* activities can be completed independently or with a partner. The activities can be used in a whole group setting, within small guided groups, or in literacy centers. This product includes a teacher's guide with introductory lessons, a starter set of twelve mystery word printables and Google Slide activities, plus a collection of editable PowerPoint templates. The templates make it easy to differentiate instruction by modifying the activity directions or creating your own sets of grade-appropriate mystery words.

Why Use Seek & Spell Challenge?

Seek & Spell Challenge is more than a fun word game. When used regularly, it can boost spelling, phonics, and word recognition skills significantly. As your students search for words, they are decoding the letter arrangements and analyzing words. To do this, they work with word families, learn to identify prefixes and suffixes, and begin to recognize sight words quickly. As your students check the spellings of the words, they develop dictionary skills and the ability to use other word reference tools. Over time, you'll notice that your students no longer have to look up every word because they can spell most commonly used words. Best of all, the hands-on aspect of manipulating the letter tiles keeps students engaged and on task. In fact, *Seek & Spell Challenge* is so motivating and fun that your students will beg you for a new mystery word each week!






Set 1 is included
with this product.



Seek & Spell Mystery Word Sets

This product includes twelve ready-to-use Mystery Word activities, and three additional sets are also available. The program works best when used on a weekly basis, so the starter set will last about 3 months. After you've used all 12 mystery words, you can create your own custom printables or purchase the ready-to-use sets of mystery word printables shown on the right. Click each cover image to the item on TpT.

Sets 2, 3, and 4 are sold separately.



Common Core Standards

Seek & Spell Challenge is aligned with Common Core Foundational Reading Skills, specifically those dealing with phonics and word recognition. Furthermore, it's aligned with many of the Language Standards in 2nd through 5th grade. Refer to the complete list of standards covered which can be found on page 28.





Seek & Spell Challenge Overview

Before you begin, read through this teacher's guide and the materials in the zip folder to familiarize yourself with the program. *Seek & Spell Challenge* requires minimal preparation and is most effective when used weekly. Each week, print one copy of the mystery word page for each student, or assign the digital version of the activity in Google Classroom. The words can be used in any order, so you may want to record the date each mystery word is used on the chart provided with each set.




To begin the activity, students cut apart the letter tiles at the bottom of the printable or open the Google Slides digital document. They move the letters around to try to discover the mystery word. While they are working, they will also look for and record smaller words that can be made from the same set of letters.

Refer to the guidelines on page 8 for specific details about the types of words that are permitted for this activity. If you want to modify the guidelines, you can edit the customizable version in the *Seek & Spell Challenge Templates* file.



Mystery Word Printable Variations

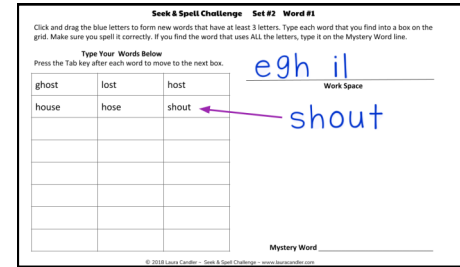
To better meet the needs of different students, there are three variations of each mystery word printable. You can choose one of the full-sized recording pages shown on the right or the page below with just the letter tiles. As you can see, one recording page uses larger fonts and has fewer lines than the other which makes it easier to complete and less intimidating for young students. Both variations include a line under the confusing lower case letters (b, d, n, p, and u).



If you prefer to have your students record the words they find in a journal or on paper, you can print the page that has three sets of letter tiles. These letter tiles do not have lines under any of the letters, but you can add them yourself or teach your students to add them.

Digital Activities for Google Classroom


The digital activities for Google Classroom are similar to the printable activities, but instead of moving paper letters, students drag digital letters to form words. Both formats use the same sequence of mystery words so they can be used interchangeably. You may want to start with the printable materials and introduce the digital resources when your students understand how the basic program works.



Google Classroom links and directions are included with each set of Mystery Words.

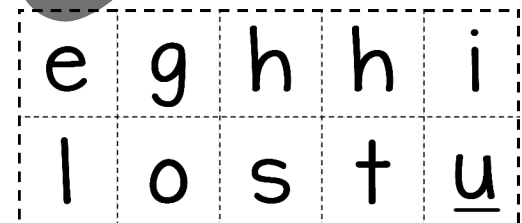
A Word about the Mystery Word

Each set of letters forms a mystery word when unscrambled, but finding that word should not be the main focus of the activity. All of the mystery words are fairly common words having 9 to 12 letters, and most upper elementary students will recognize them. However, young students might not recognize these words even when the letters are in order. Instead of focusing on finding the mystery word, keep the focus on recognizing word patterns, finding words with the given set of letter tiles, and spelling all words correctly.



When working with young children or children with learning difficulties, you may want to reveal the mystery word at the beginning rather than asking them to hunt for it. You can also give them hints to help them find the mystery word. For example, if the word is “lighthouse,” you could give the following clues, one at a time.

- The mystery word
- is a compound word.
 - is made of two 5-letter words.
 - starts with the letter “l” and ends with “e.”
 - is usually found near the ocean.




Mystery Word: Lighthouse

Customizing the Templates

The easiest way to customize a rubric or printable is to print out one of the blank PDF templates on pages 19 - 27 of this teacher’s guide and then print the letters or text on the document by hand.

You can also edit the PowerPoint templates located in the *Seek and Spell Challenge* zip folder. You’ll be able to choose new fonts, resize the words and images, add images, change the text, and enter letters for your own mystery words. You’ll find a PDF titled *How to Edit the PowerPoint Templates* in the *Seek & Spell Challenge* zip folder. If you need more help, you can find excellent tutorials online.



7 Editable PowerPoint Templates
(located in a separate file)

Introductory Practice Lessons



Unless your students have previously completed a similar word work activity, you should plan to start with one or both of the introductory lessons. The directions below refer to Practice Lesson A, and the same steps can be repeated for Practice Lesson B if needed. For the lesson to be most effective, you'll need a method of displaying the printables, such as under a document camera or with a computer and a projector. If you aren't able to display the materials for the entire class, you may want to conduct the activities in a small group setting.


Note: The mystery word for Practice A is "headlights" and the one for Practice B is "disappearing."

Materials for the Class

- Scissors
- *Seek & Spell Challenge Guidelines* (page 8)
- *Seek & Spell Challenge Practice A* recording page (9 or 10)
- *Seek & Spell Challenge Practice Word Cards* (page 12)
- *Seek & Spell Challenge Practice Answers* (page 13)
- Dictionaries (hard copy or digital)

Materials for Each Student

- *Seek & Spell Challenge Practice A* recording page (9 or 10)
- Dry erase board and marker
- Scissors
- Pencil




Lesson Sequence

1. Introducing Seek & Spell Challenge

Give each student a copy of the recording page with the letters still attached as well as a copy of the guidelines. *Don't let them cut apart the letters just yet or they will miss your instructions!* Ask if anyone knows what the word "seek" means; if not, explain that it means to search for something. Point to the letters at the bottom of the page and tell your students that all of the letters together make up one word, the "mystery word," and the letters can be used to make smaller words, too. Their task will be to "seek" and record as many words as possible, and if they are lucky, they might even find the mystery word! Show them how to cut apart the letters to form letter tiles. Point out the list of letters that are in alphabetical order above the dashed line. Tell your students that if they ever think they might have lost a letter, they can compare their paper letter tiles with that list to find out.

Finally, if your students haven't asked about the line under the letter d, point it out and explain that some lower case letters can be confused with other letters when they are upside down. For example, a "d" looks very similar to an upside down lowercase "p." When they see a line under one of these letters, they should turn the letter tile so the line is under the letter. They will find these lines under the letters b, d, p, u, and n.



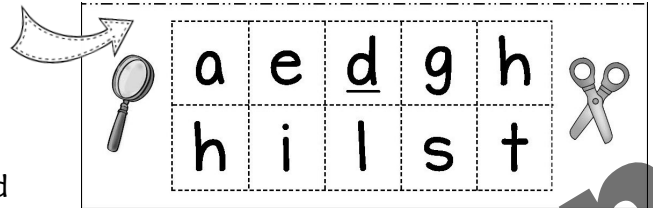
2. Clarifying the Mystery Word Concept

By now many of your students will already be searching for the mystery word, even without cutting apart the letter tiles. This is a good time to explain that while it's fun to find the mystery word, the objective is to find as many words as possible and to spell them correctly. If they do find the word, they should not tell anyone; instead, they should secretly write the word on the back of the recording page.




3. Introducing the Guidelines

Next, ask your students to cut on the dashed line to remove the letters from the recording blanks, and then to carefully cut apart the letter tiles.



Now ask your students to move the letters around and try to form words, but ask them to write the words on a dry erase board rather than on the recording form. When everyone has found at least one word, display the *Seek & Spell Challenge* guidelines. Review the word requirements and ask your students to decide if their words meet those requirements.



Two of the most important guidelines are that words must have at least 3 letters, and they must be spelled properly. So if students aren't sure of a word's spelling, they must look it up using a dictionary or online word reference tool. If necessary, demonstrate how to check the spellings of their words.

4. Practicing the Guidelines

If your students need more practice determining if a word is allowed under the guidelines, you can use the Practice A Word Cards on page 12 to help them clarify their understanding of those rules. Mix up the word cards and display them, one at a time. As you show each word, ask your students to decide whether or not the word would be allowed according to the guidelines. After giving a few moments of think time, have them turn and share their responses with a partner. Finally, call on a student to state whether or not the word would be allowed and why. Repeat with the remaining words. Refer to the key on page 13 for the answers and the reason for each classification.

Seek & Spell Challenge Practice Answers	
Which words below can be made from the letters in 'headlight'?	
head ✓	heads ✓
is X	sad ✓
<small>Must have at least 3 letters</small>	
	sade X
	sags X
	ten ✓
	heat ✓
	Gail X
<small>There's only one 'G' in the set</small>	
<small>It's a name which is a proper noun</small>	

Seek & Spell Challenge Practice	
Which words below can be made from the letters in 'headlight'?	
head	heads
is	sad
glad	sade
sag	sags
hed	ten
tag	seat
seating	Gail

5. Finding and Recording Words

When your students understand the guidelines, give them time to find and write words on their recording pages. After about 10 minutes, ask them to draw a line under the last word they found on their own. Then pair each student with a partner who has a similar skill level. Ask them to compare words, check each other's spellings, and work together to find additional words. Collect the papers and letter tiles at the end of the lesson. Review your students' work to decide if they need additional practice with the guidelines. If so, repeat the activity using the Practice Lesson B materials.



Assessment and Feedback Rubrics

Many teachers, particularly those who teach younger students, don't feel that it's necessary to grade this assignment. However, others believe that reviewing student work and giving them feedback encourages students to do their best work.

If you decide to grade the *Seek & Spell Challenge* activity, be sure to let your students know in advance that their work will be evaluated. An easy way to do this is give your students a scoring rubric at the time you assign the work. Rubrics outline exactly what's expected, and they help students understand what they are doing well and how they can improve. Older students will also benefit from filling out a rubric about their own work as part of a self-assessment activity.

Use one of the ready-to-use scoring rubrics on pages 25 and 26 or create your own from the blank rubric on page 27. You can also create your own rubric by customizing one of the editable PowerPoint templates.

Seek & Spell Challenge Feedback Rubric		Seek & Spell Challenge Feedback Rubric	
Name:		Name:	
Date:		Date:	
Mystery Word:		Mystery Word:	
Spelling:	1 2 3 N	Spelling:	1 2 3 N
Number of Correct Words:	1 2 3 N	Number of Correct Words:	1 2 3 N
Word Length:	1 2 3 N	Word Length:	1 2 3 N
Effort/Persistence:	1 2 3 N	Effort/Persistence:	1 2 3 N

Seek & Spell Partner Strategies

Seek and Spell Challenge can be completed independently or with a partner; try mixing it up from week to week to keep the activity fresh. Here are two partner strategies to try:

- **Work Alone, Then Together**

Give each student a copy of the mystery word printable, and ask them to cut apart the letter tiles. Provide 10 or 15 minutes for students to work alone to find and record as many words as possible. When the time is up, ask them to draw a dark line under the last word they found on their own. Next, assign partners and ask students to work together to check the spellings and accuracy of their words. Provide another 10 or 15 minutes for them to continue working together to find more words. At the end of the activity, have them paperclip their recording pages together and turn them in. You'll be able to see how many words each student found independently by the location of the dark line they drew under the last word they found alone.

- **Work Together, Taking Turns**

Pair students who have similar ability levels and give them ONE mystery word printable to share. After cutting apart the letter tiles, they take turns making words or recording them. As one student finds a word, his or her partner confirms its spelling and records the word. To ensure that both are participating equally, they switch roles after every 5 words.



Seek & Spell Challenge Guidelines

- Try to unscramble the letters to find one mystery word that uses ALL the letters in the set. If you find it, write it on the back of your paper but don't tell anyone what it is. If you don't find it right away, move on to the next step.
- Move the letters around and try to form smaller words that are made of 3 or more letters.
- When you find a word, write it on your paper. Be sure to spell each word correctly. If you aren't sure of a spelling, check it with a dictionary.
- Don't record proper nouns, names, or abbreviations.
- Be sure you know the meanings of all of the words you record on your list.
- You may use more than one form of a word (plural, past tense, etc.) as long as you have all of the letters to make the new word.





Seek & Spell Challenge

Name _____

Cut the letters apart, and use them to make words. Write words having 3 or more letters on the lines below. Can you find the mystery word that uses ALL the letters? If you do, write it on the back of this paper.

1. _____

11. _____

2. _____

12. _____

3. _____

13. _____

4. _____

14. _____

5. _____

15. _____

6. _____

16. _____

7. _____

17. _____

8. _____

18. _____

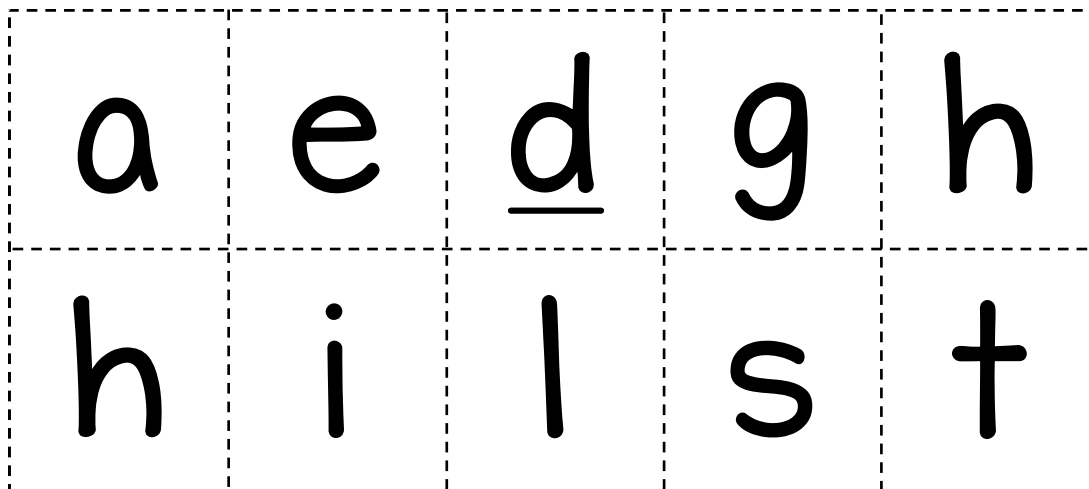
9. _____

19. _____

10. _____

20. _____

10 Mystery Word Letters: a e d g h h i l s t





Seek & Spell Challenge

Name _____

Date _____

Cut the letters apart, and use them to make words. Write words having 3 or more letters on the lines below, and be sure to spell them correctly. Proper nouns may not be included. Can you find the mystery word that uses ALL of the letters? If you do, write it on the back of this paper, and don't tell anyone what it is!

- | | | |
|-----------|-----------|-----------|
| 1. _____ | 13. _____ | 25. _____ |
| 2. _____ | 14. _____ | 26. _____ |
| 3. _____ | 15. _____ | 27. _____ |
| 4. _____ | 16. _____ | 28. _____ |
| 5. _____ | 17. _____ | 29. _____ |
| 6. _____ | 18. _____ | 30. _____ |
| 7. _____ | 19. _____ | 31. _____ |
| 8. _____ | 20. _____ | 32. _____ |
| 9. _____ | 21. _____ | 33. _____ |
| 10. _____ | 22. _____ | 34. _____ |
| 11. _____ | 23. _____ | 35. _____ |
| 12. _____ | 24. _____ | 36. _____ |

10 Mystery Word Letters: a e d g h h i l s t



a	e	d	g	h
h	i	l	s	t





Seek & Spell
Challenge

Name _____ Date _____

a	e	d	g	h
h	i	l	s	t



Seek & Spell
Challenge

Name _____ Date _____

a	e	d	g	h
h	i	l	s	t



Seek & Spell
Challenge

Name _____ Date _____

a	e	d	g	h
h	i	l	s	t



Seek & Spell Challenge Practice

Which words below can be made from the letters in "headlights"?

head

heads

is

sad

glad

sade

sag

sags

hed

ten

tag

seat

seating

Gail



Seek & Spell Challenge Practice **Answers**

Which words below can be made from the letters in "headlights"?

head ✓

heads ✓

is ✗

Must have at least 3 letters

sad ✓

glad ✓

sade ✗

No such word exists

sag ✓

sags ✗

There's only one "s" in the set.

hed ✗

No such word exists

ten ✓

tag ✓

heat ✓

heating ✗

Gail ✗

There's no "n" in the set of letters.

This is a name which is a proper noun.



Seek & Spell Challenge

_____ Name

Cut the letters apart, and use them to make words. Write words having 3 or more letters on the lines below. Can you find the mystery word that uses ALL the letters? If you do, write it on the back of this paper.

1. _____

11. _____

2. _____

12. _____

3. _____

13. _____

4. _____

14. _____

5. _____

15. _____

6. _____

16. _____

7. _____

17. _____

8. _____

18. _____

9. _____

19. _____

10. _____

20. _____

12 Mystery Word Letters: a a d e g i i n p p r s



a	a	d	e	g	i
i	n	p	p	r	s





Seek & Spell Challenge

Name _____

Date _____

Cut the letters apart, and use them to make words. Write words having 3 or more letters on the lines below, and be sure to spell them correctly. Proper nouns may not be included. Can you find the mystery word that uses ALL of the letters? If you do, write it on the back of this paper, and don't tell anyone what it is!

- | | | |
|-----------|-----------|-----------|
| 1. _____ | 13. _____ | 25. _____ |
| 2. _____ | 14. _____ | 26. _____ |
| 3. _____ | 15. _____ | 27. _____ |
| 4. _____ | 16. _____ | 28. _____ |
| 5. _____ | 17. _____ | 29. _____ |
| 6. _____ | 18. _____ | 30. _____ |
| 7. _____ | 19. _____ | 31. _____ |
| 8. _____ | 20. _____ | 32. _____ |
| 9. _____ | 21. _____ | 33. _____ |
| 10. _____ | 22. _____ | 34. _____ |
| 11. _____ | 23. _____ | 35. _____ |
| 12. _____ | 24. _____ | 36. _____ |

Preview Version

12 Mystery Word Letters: a a d e g i i n p p r s



a	a	d	e	g	i
i	n	p	p	r	s





Name _____

Date _____

Seek & Spell
Challenge

a	a	d	e	g	i
i	n	p	p	r	s



Name _____

Date _____

Seek & Spell
Challenge

a	a	d	e	g	i
i	n	p	p	r	s



Name _____

Date _____

Seek & Spell
Challenge

a	a	d	e	g	i
i	n	p	p	r	s



Seek & Spell Challenge Practice

Which words below can be made from the letters in "disappearing"?

grin

grins

is

sad

rain

raining

raise

raised

raises

gen

pear

dair

spine

reason



Seek & Spell Challenge Practice **Answers**

Which words below can be made from the letters in "disappearing"?

grin ✓

grins ✓

is ✗

sad ✓

Must have at least 3 letters

rain ✓

raining ✗

There's only one "n" in the set.

raise ✓

raised ✓

raises ✗

gen ✗

There's only one "s" in the set.

Not a whole word; sometimes used as an abbreviation (Gen. for General)

pear ✓

dair ✗

No such word exists; incorrect spelling of dare

spine ✓


reason ✗

There's no "o" in the set of letters.

Seek & Spell Challenge

Generic Forms
and Blank PDF
Templates

Preview Version



Name _____

Seek & Spell Challenge

Cut the letters apart, and use them to make words. Write words having 3 or more letters on the lines below, and be sure to spell them correctly. Proper nouns may not be included. Can you find the mystery word that uses ALL the letters? If you do, write it on the back of this paper.

1. _____

11. _____

2. _____

12. _____

3. _____

13. _____

4. _____

14. _____

5. _____

15. _____

6. _____

16. _____

7. _____

17. _____

8. _____

18. _____

9. _____

19. _____

10. _____

20. _____





Seek & Spell Challenge

Name _____


Date _____

Cut the letters apart, and use them to make words. Write words having 3 or more letters on the lines below. Be sure to spell the words correctly. Proper nouns may not be included. Can you find the mystery word that uses ALL the letters? If you do, write it on the back of this paper, but don't tell anyone what it is!



- | | | |
|-----------|-----------|-----------|
| 1. _____ | 16. _____ | 31. _____ |
| 2. _____ | 17. _____ | 32. _____ |
| 3. _____ | 18. _____ | 33. _____ |
| 4. _____ | 19. _____ | 34. _____ |
| 5. _____ | 20. _____ | 35. _____ |
| 6. _____ | 21. _____ | 36. _____ |
| 7. _____ | 22. _____ | 37. _____ |
| 8. _____ | 23. _____ | 38. _____ |
| 9. _____ | 24. _____ | 39. _____ |
| 10. _____ | 25. _____ | 40. _____ |
| 11. _____ | 26. _____ | 41. _____ |
| 12. _____ | 27. _____ | 42. _____ |
| 13. _____ | 28. _____ | 43. _____ |
| 14. _____ | 29. _____ | 44. _____ |
| 15. _____ | 30. _____ | 45. _____ |

Preview Version



Seek & Spell Challenge

_____ Name

Cut the letters apart, and use them to make words. Write words having 3 or more letters on the lines below. Can you find the mystery word that uses ALL the letters? If you do, write it on the back of this paper.

1. _____

2. _____

3. _____

4. _____

5. _____

6. _____

7. _____

8. _____

9. _____

10. _____

11. _____

12. _____

13. _____

14. _____

15. _____

16. _____


17. _____

18. _____

19. _____

20. _____

Preview Version





Seek & Spell Challenge

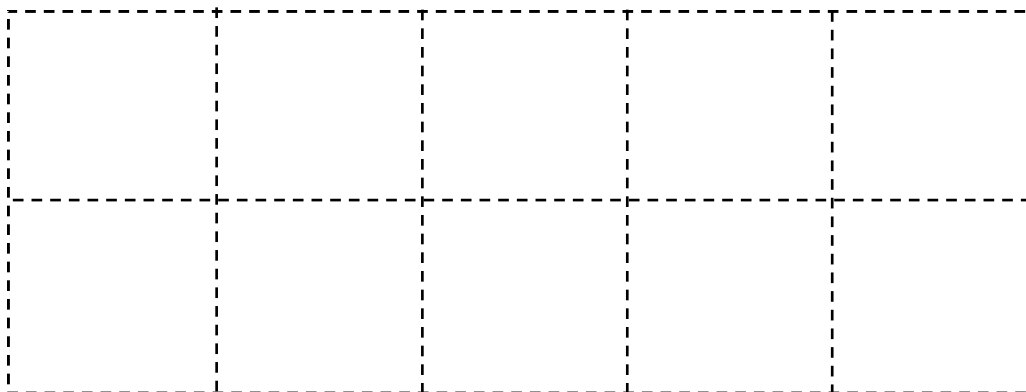
Name _____

Date _____

Cut the letters apart, and use them to make words. Write words having 3 or more letters on the lines below, and be sure to spell them correctly. Proper nouns may not be included. Can you find the mystery word that uses ALL of the letters? If you do, write it on the back of this paper, and don't tell anyone what it is!

- | | | |
|-----------|-----------|-----------|
| 1. _____ | 13. _____ | 25. _____ |
| 2. _____ | 14. _____ | 26. _____ |
| 3. _____ | 15. _____ | 27. _____ |
| 4. _____ | 16. _____ | 28. _____ |
| 5. _____ | 17. _____ | 29. _____ |
| 6. _____ | 18. _____ | 30. _____ |
| 7. _____ | 19. _____ | 31. _____ |
| 8. _____ | 20. _____ | 32. _____ |
| 9. _____ | 21. _____ | 33. _____ |
| 10. _____ | 22. _____ | 34. _____ |
| 11. _____ | 23. _____ | 35. _____ |
| 12. _____ | 24. _____ | 36. _____ |

Preview Version



Seek & Spell Challenge

Name _____ Date _____

Seek & Spell Challenge

Name _____ Date _____

Seek & Spell Challenge

Name _____ Date _____

Seek & Spell Challenge

Feedback Rubric

Name(s) _____

Date _____

Mystery Word:			
Spelling	✓-	✓	✓+
Number of Correct Words _____	✓-	✓	✓+
Word Length	✓-	✓	✓+
Effort/Persistence	✓-	✓	✓+

Seek & Spell Challenge

Feedback Rubric

Name(s) _____

Date _____

Mystery Word:			
Spelling	✓-	✓	✓+
Number of Correct Words _____	✓-	✓	✓+
Word Length	✓-	✓	✓+
Effort/Persistence	✓-	✓	✓+

Seek & Spell Challenge

Feedback Rubric

Name(s) _____

Date _____

Mystery Word:			
Spelling	✓-	✓	✓+
Number of Correct Words _____	✓-	✓	✓+
Word Length	✓-	✓	✓+
Effort/Persistence	✓-	✓	✓+

Seek & Spell Challenge

Feedback Rubric

Name(s) _____

Date _____

Mystery Word:			
Spelling	✓-	✓	✓+
Number of Correct Words _____	✓-	✓	✓+
Word Length	✓-	✓	✓+
Effort/Persistence	✓-	✓	✓+

Seek & Spell Challenge

Feedback Rubric

Name(s) _____

Date _____

Mystery Word:			
Spelling	✓-	✓	✓+
Number of Correct Words _____	✓-	✓	✓+
Word Length	✓-	✓	✓+
Effort/Persistence	✓-	✓	✓+

Seek & Spell Challenge

Feedback Rubric

Name(s) _____

Date _____

Mystery Word:			
Spelling	✓-	✓	✓+
Number of Correct Words _____	✓-	✓	✓+
Word Length	✓-	✓	✓+
Effort/Persistence	✓-	✓	✓+

Seek & Spell Challenge

Feedback Rubric

Name(s) _____

Date _____

Mystery Word:				
Spelling	1	2	3	4
Number of Correct Words _____	1	2	3	4
Word Length	1	2	3	4
Effort/Persistence	1	2	3	4

Seek & Spell Challenge

Feedback Rubric

Name(s) _____

Date _____

Mystery Word:				
Spelling	1	2	3	4
Number of Correct Words _____	1	2	3	4
Word Length	1	2	3	4
Effort/Persistence	1	2	3	4

Seek & Spell Challenge

Feedback Rubric

Name(s) _____

Date _____

Mystery Word:				
Spelling	1	2	3	4
Number of Correct Words _____	1	2	3	4
Word Length	1	2	3	4
Effort/Persistence	1	2	3	4

Seek & Spell Challenge

Feedback Rubric

Name(s) _____

Date _____

Mystery Word:				
Spelling	1	2	3	4
Number of Correct Words _____	1	2	3	4
Word Length	1	2	3	4
Effort/Persistence	1	2	3	4

Seek & Spell Challenge

Feedback Rubric

Name(s) _____

Date _____

Mystery Word:				
Spelling	1	2	3	4
Number of Correct Words _____	1	2	3	4
Word Length	1	2	3	4
Effort/Persistence	1	2	3	4

Seek & Spell Challenge

Feedback Rubric

Name(s) _____

Date _____

Mystery Word:				
Spelling	1	2	3	4
Number of Correct Words _____	1	2	3	4
Word Length	1	2	3	4
Effort/Persistence	1	2	3	4

Seek & Spell Challenge

Feedback Rubric

Name(s) _____

Date _____

Mystery Word:	



Seek & Spell Challenge

Feedback Rubric

Name(s) _____

Date _____

Mystery Word:	



Seek & Spell Challenge

Feedback Rubric

Name(s) _____

Date _____

Mystery Word:	



Seek & Spell Challenge

Feedback Rubric

Name(s) _____

Date _____

Mystery Word:	



Seek & Spell Challenge

Feedback Rubric

Name(s) _____

Date _____

Mystery Word:	



Seek & Spell Challenge

Feedback Rubric

Name(s) _____

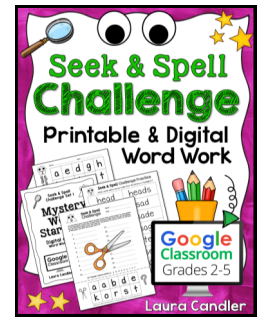
Date _____

Mystery Word:	





Common Core Alignment Language and Foundational Skills



2nd Grade

- L.2.2.D Generalize learned spelling patterns when writing words.
- L.2.2.E Consult reference materials, including beginning dictionaries, as needed to check and correct spellings.
- RF.2.3 Know and apply grade-level phonics and word analysis skills in decoding words.
- RF.2.3.C Decode regularly spelled two-syllable words with long vowels.
- RF.2.3.D Decode words with common prefixes and suffixes.
- RF.2.3.E Identify words with inconsistent but common spelling-sound correspondences.
- RF.2.3.F Recognize and read grade-appropriate irregularly spelled words.

3rd Grade

- L.3.2.E Use conventional spelling for high-frequency and other studied words and for adding suffixes to base words (e.g., sitting, smiled, cries, happiness).
- L.3.2.F Use spelling patterns and generalizations (e.g., word families, position-based spellings, syllable patterns, ending rules, meaningful word parts) in writing words.
- L.3.2.G Consult reference materials, including beginning dictionaries, as needed to check and correct spellings.
- RF.3.3 Know and apply grade-level phonics and word analysis skills in decoding words.
- RF.3.3.A Identify and know the meaning of the most common prefixes and derivational suffixes.
- RF.3.3.B Decode words with common Latin suffixes.
- RF.3.3.C Decode multi-syllable words.
- RF.3.3.D Read grade-appropriate irregularly spelled words.

4th grade


- L.4.2.D Spell grade-appropriate words correctly, consulting references as needed.
- RF.4.3 Know and apply grade-level phonics and word analysis skills in decoding words.
- RF.4.3.A Use combined knowledge of all letter-sound correspondences, syllabication patterns, and morphology (e.g., roots and affixes) to read accurately unfamiliar multisyllabic words in context and out of context.

5th grade

- L.5.2.E Spell grade-appropriate words correctly, consulting references as needed.
- RF.5.3 Know and apply grade-level phonics and word analysis skills in decoding words.
- RF.5.3.A Use combined knowledge of all letter-sound correspondences, syllabication patterns, and morphology (e.g., roots and affixes) to read accurately unfamiliar multisyllabic words in context and out of context.



Seek & Spell Challenge Set 1



Mystery Words Starter Set

Digital and Printable
Word Work Activity Pages



Laura Candler



Mystery Words Starter (Set 1)

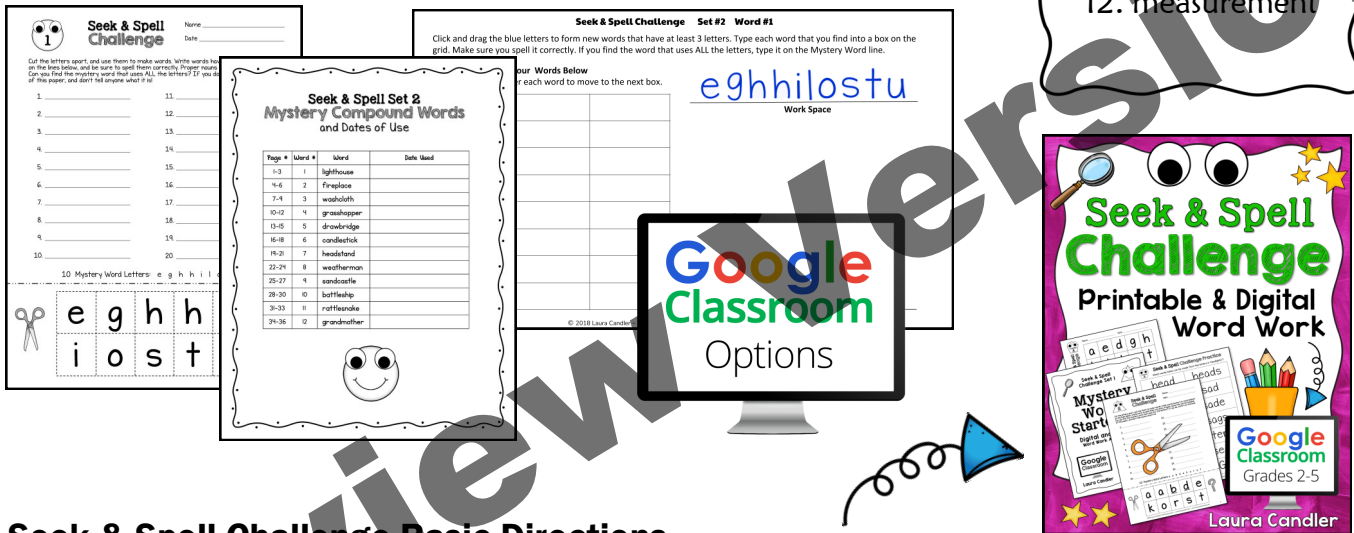
by Laura Candler

Mystery Words Starter Set includes twelve sets of Mystery Word activity pages and a recording form that were designed to be used with the *Seek & Spell Challenge* program. The words used in this set are listed on the right. Digital and printable versions of the activities are included; both formats use the same mystery words so they can be used interchangeably. You may want to start with the printable materials and introduce the digital resources when your students understand how the basic program works.

Set 1 Mystery Words

1. cartwheel
2. skateboard
3. misleading
4. brainteaser
5. repainting
6. thunderstorm
7. delightful
8. watermelon
9. matchboxes
10. graduation
11. supermarket
12. measurement

Printable and Digital Resources Included



Seek & Spell Challenge Basic Directions

Students are given a set of letters to manipulate, and they attempt to find as many words as possible using those letters. They record each word they find, making sure to spell it correctly. As they work, they also try to discover the mystery word that uses ALL of the letters. Detailed directions are provided in the teacher's guide found in the *Seek & Spell Starter* pack as well as in the *Seek & Spell Word Work Bundle*.


Printable Mystery Word Options

To make *Seek & Spell Challenge* easy to differentiate, there are three variations of each Mystery Word printable. Two options have letter tiles at the bottom of the page and 20 or 36 lines for recording words at the top. The third option has three sets of mystery word letters and no lines. If you use this option, you can save paper by giving each student a set of letters and having them record the words on paper or in a journal.


Easier (20 Lines)



Advanced (36 Lines)

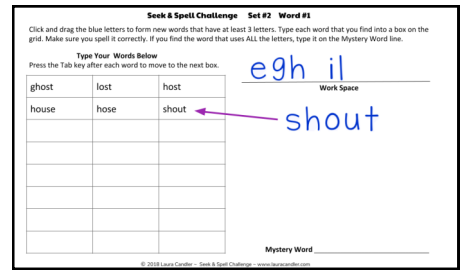


Paper-Saving Option



Digital Resource Options for Google Classroom

The digital activities were created with Google Slides which makes them easy to assign in Google Classroom. The digital directions are similar to the printable directions, but instead of moving paper letters, students drag digital letters to form words. After creating each word in the workspace on the right side of the slide, they type it into one of the boxes on the left. If they find the Mystery Word that uses all of the letters, they type it on a line at the bottom of the slide.



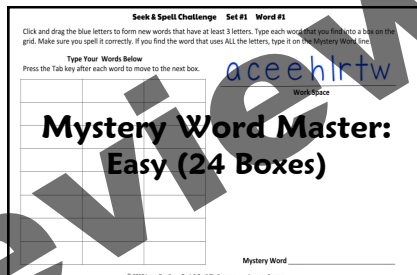
There are two versions of the digital Mystery Word activities. Both formats use the same letters, but the easier version uses a larger font and has 24 boxes instead of 44 boxes for recording words. You may want to start your students with the easier format and switch to the more advanced format after they develop confidence with the Seek & Spell Challenge program.



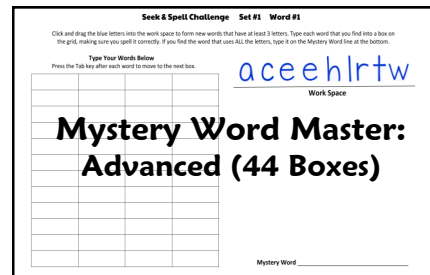
How to Access Seek & Spell Challenge for Google Classroom

If you use Google Classroom, you can assign the digital Seek & Spell Challenge activities to individual students as you would any other activity. Before you begin, create a folder called **Seek & Spell Digital Resources** in your Google Drive. Then click one of the links below to access the **Set 1: Mystery Word Master** document you prefer to use with your students.

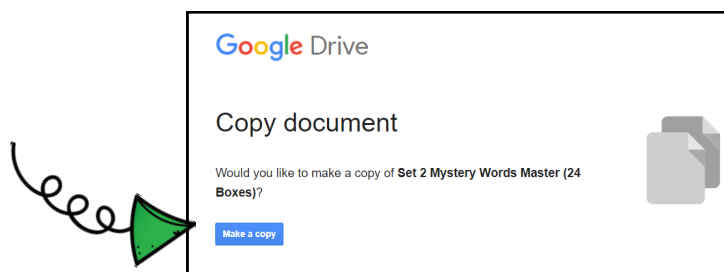
Link Removed in Preview



Link Removed in Preview



When prompted, click the blue “Make a copy” link and save the **Set 1 Mystery Words Master** document in the **Seek & Spell Digital Resources** folder you created earlier.



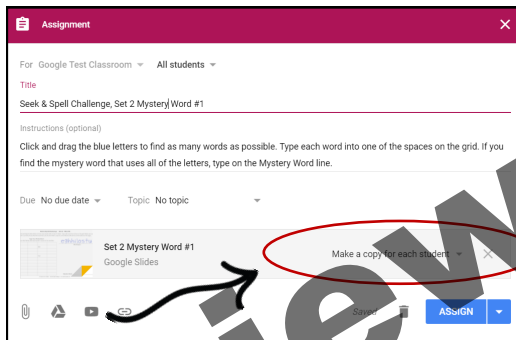
This master document has ALL 12 mystery words, but you only need to assign one at a time to your students. Follow the directions on the next page to create each mystery word assignment.

How to Create and Assign Each Mystery Word Activity

1. Choose one of the mystery words from the list on the right.
2. Open your **Set 1 Mystery Words Master** document.
3. Click **File** and **Make a copy**. Give the file a title that includes the set and word number, for example, **Set 1, Mystery Word #1**.
4. Navigate to the slide number that matches the number of the mystery word you selected. The letters on that slide should be the letters of your mystery word arranged in alphabetical order.
5. **Delete ALL other slides so that the only slide left is the one with the letters of your mystery word.**
6. Assign the Mystery Word activity students as you normally would in Google Classroom. Be sure to select the **“Make a copy for each student”** option to give each student full access to his or her own copy of the document.

Set 1 Words

1. cartwheel
2. skateboard
3. misleading
4. brainteaser
5. repainting
6. thunderstorm
7. delightful
8. watermelon
9. matchboxes
10. graduation
11. supermarket
12. measurement



Teaching Tip: The first time you introduce the Google Slides version of *Seek & Spell Challenge* to your students, demonstrate how to click and drag the blue letters into the workspace. Show your students how to rearrange the letters to create words, how to type words with at least three letters into the boxes, and where to type the mystery word if they find it.


Printable & Digital Record-keeping Chart

The recording-keeping chart on the right will help you keep track of the mystery words you use throughout the year.

You'll find the printable version of the chart on the next page.

To access the digital version, click the link below. When prompted, save a copy of the file into your **Seek & Spell Digital Resources** folder.

[Link Removed in Preview](#)




Page #	Word #	Word	Date Used
3-5	1	cartwheel	
6-8	2	skateboard	
9-11	3	misleading	
12-14	4	brainteaser	
15-17	5	repainting	
18-20	6	thunderstorm	
21-23	7	delightful	
24-26	8	watermelon	
27-29	9	matchboxes	
30-32	10	graduation	
33-35	11	supermarket	
36-38	12	measurement	


Seek & Spell Set 1

Mystery Words

and Dates of Use

Page #	Word #	Word	Date Used
6-8	1	cartwheel	
9-11	2	skateboard	
12-14	3	misleading	
15-17	4	brainteaser	
18-20	5	repainting	
21-23	6	thunderstorm	
24-26	7	delightful	
27-29	8	watermelon	
30-32	9	matchboxes	
33-35	10	graduation	
36-38	11	supermarket	
39-41	12	measurement	





Seek & Spell Challenge

Name _____

Date _____

Cut the letters apart, and use them to make words. Write words having 3 or more letters on the lines below, and be sure to spell them correctly. Proper nouns may not be included. Can you find the mystery word that uses ALL the letters? If you do, write it on the back of this paper, and don't tell anyone what it is!

1. _____

11. _____

2. _____

12. _____

3. _____

13. _____

4. _____

14. _____

5. _____

15. _____

6. _____

16. _____

7. _____

17. _____

8. _____

18. _____

9. _____

19. _____

10. _____

20. _____


Preview Version

9 Mystery Word Letters: a c e e h l r t w



a	c	e	e	h
l	r	t	w	





Seek & Spell Challenge

Name _____

Date _____

Cut the letters apart, and use them to make words. Write words having 3 or more letters on the lines below, and be sure to spell them correctly. Proper nouns may not be included. Can you find the mystery word that uses ALL of the letters? If you do, write it on the back of this paper, and don't tell anyone what it is!


- | | | |
|-----------|-----------|-----------|
| 1. _____ | 13. _____ | 25. _____ |
| 2. _____ | 14. _____ | 26. _____ |
| 3. _____ | 15. _____ | 27. _____ |
| 4. _____ | 16. _____ | 28. _____ |
| 5. _____ | 17. _____ | 29. _____ |
| 6. _____ | 18. _____ | 30. _____ |
| 7. _____ | 19. _____ | 31. _____ |
| 8. _____ | 20. _____ | 32. _____ |
| 9. _____ | 21. _____ | 33. _____ |
| 10. _____ | 22. _____ | 34. _____ |
| 11. _____ | 23. _____ | 35. _____ |
| 12. _____ | 24. _____ | 36. _____ |

9 Mystery Word Letters: a c e e h l r t w



a	c	e	e	h
l	r	t	w	






Seek & Spell
Challenge

Name _____

Date _____

a	c	e	e	h
l	r	t	w	




Seek & Spell
Challenge

Name _____

Date _____

a	c	e	e	h
l	r	t	w	




Seek & Spell
Challenge

Name _____

Date _____

a	c	e	e	h
l	r	t	w	



Seek & Spell Challenge

Name _____

Date _____

Cut the letters apart, and use them to make words. Write words having 3 or more letters on the lines below, and be sure to spell them correctly. Proper nouns may not be included. Can you find the mystery word that uses ALL the letters? If you do, write it on the back of this paper, and don't tell anyone what it is!

1. _____

11. _____

2. _____

12. _____

3. _____

13. _____

4. _____

14. _____

5. _____

15. _____

6. _____

16. _____

7. _____

17. _____

8. _____

18. _____

9. _____

19. _____

10. _____


20. _____

10 Mystery Word Letters: a a b d e k o r s t



a	a	b	d	e
k	o	r	s	t





Seek & Spell Challenge

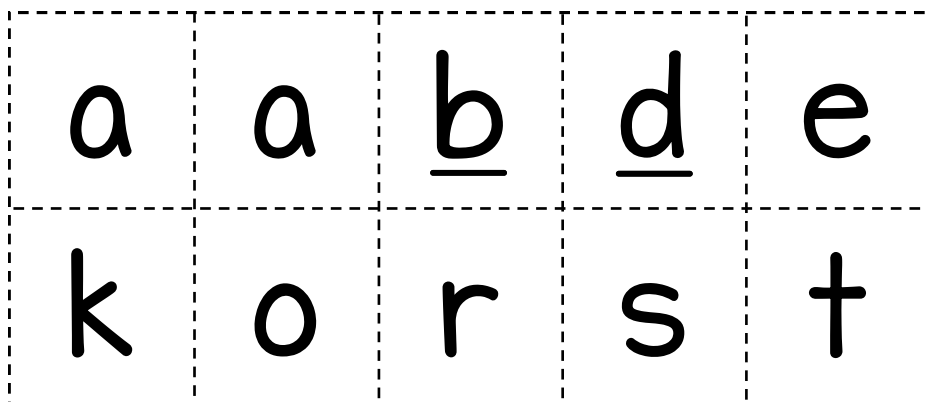
Name _____


Date _____

Cut the letters apart, and use them to make words. Write words having 3 or more letters on the lines below, and be sure to spell them correctly. Proper nouns may not be included. Can you find the mystery word that uses ALL of the letters? If you do, write it on the back of this paper, and don't tell anyone what it is!

- | | | |
|-----------|-----------|-----------|
| 1. _____ | 13. _____ | 25. _____ |
| 2. _____ | 14. _____ | 26. _____ |
| 3. _____ | 15. _____ | 27. _____ |
| 4. _____ | 16. _____ | 28. _____ |
| 5. _____ | 17. _____ | 29. _____ |
| 6. _____ | 18. _____ | 30. _____ |
| 7. _____ | 19. _____ | 31. _____ |
| 8. _____ | 20. _____ | 32. _____ |
| 9. _____ | 21. _____ | 33. _____ |
| 10. _____ | 22. _____ | 34. _____ |
| 11. _____ | 23. _____ | 35. _____ |
| 12. _____ | 24. _____ | 36. _____ |

10 Mystery Word Letters: a a b d e k o r s t






Seek & Spell
Challenge

Name _____ Date _____

a	a	b	d	e
k	o	r	s	t



Seek & Spell
Challenge

Name _____ Date _____


a	a	b	d	e
k	o	r	s	t



Seek & Spell
Challenge

Name _____ Date _____

a	a	b	d	e
k	o	r	s	t



Seek & Spell Challenge

Name _____

Date _____

Cut the letters apart, and use them to make words. Write words having 3 or more letters on the lines below, and be sure to spell them correctly. Proper nouns may not be included. Can you find the mystery word that uses ALL the letters? If you do, write it on the back of this paper, and don't tell anyone what it is!

1. _____

11. _____

2. _____

12. _____

3. _____

13. _____

4. _____

14. _____

5. _____

15. _____

6. _____

16. _____

7. _____

17. _____

8. _____

18. _____

9. _____

19. _____

10. _____


20. _____

10 Mystery Word Letters: a d e g i l m n s



a	<u>d</u>	e	g	i
i	l	m	<u>n</u>	s





Seek & Spell Challenge

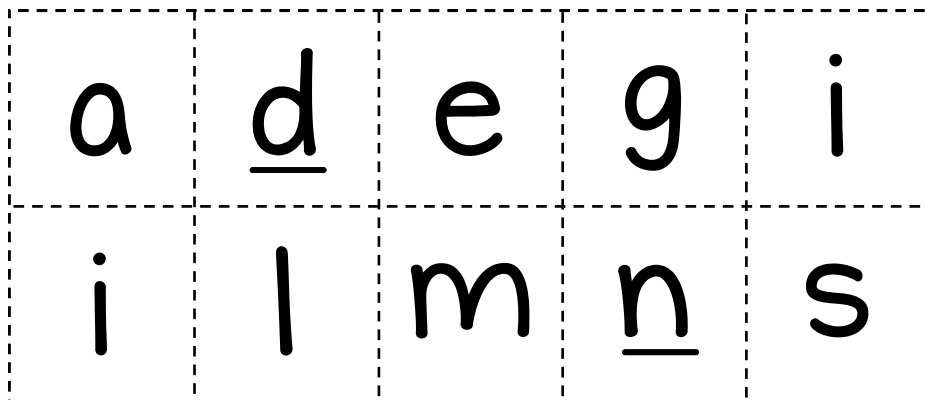
Name _____

Date _____

Cut the letters apart, and use them to make words. Write words having 3 or more letters on the lines below, and be sure to spell them correctly. Proper nouns may not be included. Can you find the mystery word that uses ALL of the letters? If you do, write it on the back of this paper, and don't tell anyone what it is!

- | | | |
|-----------|-----------|-----------|
| 1. _____ | 13. _____ | 25. _____ |
| 2. _____ | 14. _____ | 26. _____ |
| 3. _____ | 15. _____ | 27. _____ |
| 4. _____ | 16. _____ | 28. _____ |
| 5. _____ | 17. _____ | 29. _____ |
| 6. _____ | 18. _____ | 30. _____ |
| 7. _____ | 19. _____ | 31. _____ |
| 8. _____ | 20. _____ | 32. _____ |
| 9. _____ | 21. _____ | 33. _____ |
| 10. _____ | 22. _____ | 34. _____ |
| 11. _____ | 23. _____ | 35. _____ |
| 12. _____ | 24. _____ | 36. _____ |

10 Mystery Word Letters: a d e g i i l m n s






Seek & Spell
Challenge

Name _____ Date _____

a	d	e	g	i
i	l	m	n	s



Seek & Spell
Challenge

Name _____ Date _____


a	d	e	g	i
i	l	m	n	s



Seek & Spell
Challenge

Name _____ Date _____

a	d	e	g	i
i	l	m	n	s



Seek & Spell Challenge

Name _____

Date _____

Cut the letters apart, and use them to make words. Write words having 3 or more letters on the lines below, and be sure to spell them correctly. Proper nouns may not be included. Can you find the mystery word that uses ALL the letters? If you do, write it on the back of this paper, and don't tell anyone what it is!

1. _____

11. _____

2. _____

12. _____

3. _____

13. _____

4. _____

14. _____

5. _____

15. _____

6. _____

16. _____

7. _____

17. _____

8. _____

18. _____

9. _____

19. _____

10. _____


20. _____

11 Mystery Word Letters: a a b e e i n r r s t



a	a	<u>b</u>	e	e	i
<u>n</u>	r	r	s	t	





Seek & Spell Challenge

Name _____

Date _____

Cut the letters apart, and use them to make words. Write words having 3 or more letters on the lines below, and be sure to spell them correctly. Proper nouns may not be included. Can you find the mystery word that uses ALL of the letters? If you do, write it on the back of this paper, and don't tell anyone what it is!


- | | | |
|-----------|-----------|-----------|
| 1. _____ | 13. _____ | 25. _____ |
| 2. _____ | 14. _____ | 26. _____ |
| 3. _____ | 15. _____ | 27. _____ |
| 4. _____ | 16. _____ | 28. _____ |
| 5. _____ | 17. _____ | 29. _____ |
| 6. _____ | 18. _____ | 30. _____ |
| 7. _____ | 19. _____ | 31. _____ |
| 8. _____ | 20. _____ | 32. _____ |
| 9. _____ | 21. _____ | 33. _____ |
| 10. _____ | 22. _____ | 34. _____ |
| 11. _____ | 23. _____ | 35. _____ |
| 12. _____ | 24. _____ | 36. _____ |

11 Mystery Word Letters: a a b e e i n r r s t



a	a	<u>b</u>	e	e	i
<u>n</u>	r	r	s	t	






Seek & Spell
Challenge

Name _____

Date _____

a	a	b	e	e	i
n	r	r	s	t	




Seek & Spell
Challenge

Name _____

Date _____

a	a	b	e	e	i
n	r	r	s	t	




Seek & Spell
Challenge

Name _____

Date _____

a	a	b	e	e	i
n	r	r	s	t	



Seek & Spell Challenge

Name _____

Date _____

Cut the letters apart, and use them to make words. Write words having 3 or more letters on the lines below, and be sure to spell them correctly. Proper nouns may not be included. Can you find the mystery word that uses ALL the letters? If you do, write it on the back of this paper, and don't tell anyone what it is!

1. _____

11. _____

2. _____

12. _____

3. _____

13. _____

4. _____

14. _____

5. _____

15. _____

6. _____

16. _____

7. _____

17. _____

8. _____

18. _____

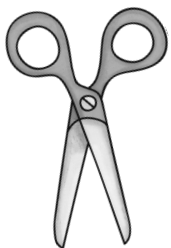
9. _____

19. _____

10. _____


20. _____

10 Mystery Word Letters: a e g i i n n p r t



a	e	g	i	i
<u>n</u>	<u>n</u>	<u>p</u>	r	t





Seek & Spell Challenge

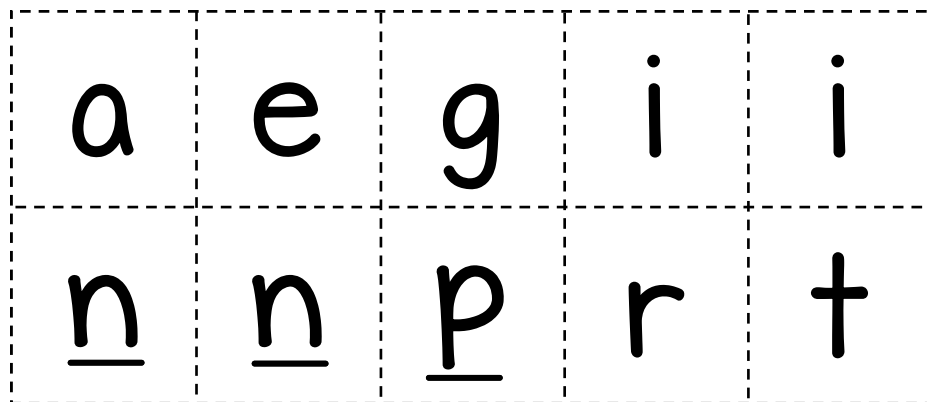
Name _____


Date _____

Cut the letters apart, and use them to make words. Write words having 3 or more letters on the lines below, and be sure to spell them correctly. Proper nouns may not be included. Can you find the mystery word that uses ALL of the letters? If you do, write it on the back of this paper, and don't tell anyone what it is!

- | | | |
|-----------|-----------|-----------|
| 1. _____ | 13. _____ | 25. _____ |
| 2. _____ | 14. _____ | 26. _____ |
| 3. _____ | 15. _____ | 27. _____ |
| 4. _____ | 16. _____ | 28. _____ |
| 5. _____ | 17. _____ | 29. _____ |
| 6. _____ | 18. _____ | 30. _____ |
| 7. _____ | 19. _____ | 31. _____ |
| 8. _____ | 20. _____ | 32. _____ |
| 9. _____ | 21. _____ | 33. _____ |
| 10. _____ | 22. _____ | 34. _____ |
| 11. _____ | 23. _____ | 35. _____ |
| 12. _____ | 24. _____ | 36. _____ |

10 Mystery Word Letters: a e g i i n n p r t






Seek & Spell
Challenge

Name _____

Date _____

a	e	g	i	i
n	n	p	r	t



Seek & Spell
Challenge

Name _____

Date _____

a	e	g	i	i
n	n	p	r	t




Seek & Spell
Challenge

Name _____

Date _____

a	e	g	i	i
n	n	p	r	t



Seek & Spell Challenge

Name _____

Date _____

Cut the letters apart, and use them to make words. Write words having 3 or more letters on the lines below, and be sure to spell them correctly. Proper nouns may not be included. Can you find the mystery word that uses ALL the letters? If you do, write it on the back of this paper, and don't tell anyone what it is!

1. _____

11. _____

2. _____

12. _____

3. _____

13. _____

4. _____

14. _____

5. _____

15. _____

6. _____

16. _____

7. _____

17. _____

8. _____

18. _____

9. _____

19. _____

10. _____


20. _____

12 Mystery Word Letters: d e h m n o r r s t t u



d	e	h	m	n	o
r	r	s	t	t	u





Seek & Spell Challenge

Name _____

Date _____

Cut the letters apart, and use them to make words. Write words having 3 or more letters on the lines below, and be sure to spell them correctly. Proper nouns may not be included. Can you find the mystery word that uses ALL of the letters? If you do, write it on the back of this paper, and don't tell anyone what it is!

- | | | |
|-----------|-----------|-----------|
| 1. _____ | 13. _____ | 25. _____ |
| 2. _____ | 14. _____ | 26. _____ |
| 3. _____ | 15. _____ | 27. _____ |
| 4. _____ | 16. _____ | 28. _____ |
| 5. _____ | 17. _____ | 29. _____ |
| 6. _____ | 18. _____ | 30. _____ |
| 7. _____ | 19. _____ | 31. _____ |
| 8. _____ | 20. _____ | 32. _____ |
| 9. _____ | 21. _____ | 33. _____ |
| 10. _____ | 22. _____ | 34. _____ |
| 11. _____ | 23. _____ | 35. _____ |
| 12. _____ | 24. _____ | 36. _____ |


Preview Version

12 Mystery Word Letters: d e h m n o r r s t t u



d	e	h	m	n	o
r	r	s	t	t	u






Seek & Spell
Challenge

Name _____

Date _____

d	e	h	m	n	o
r	r	s	t	t	u

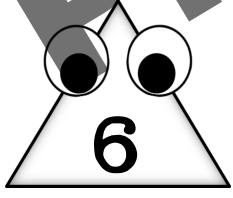


Seek & Spell
Challenge

Name _____

Date _____

d	e	h	m	n	o
r	r	s	t	t	u




Seek & Spell
Challenge

Name _____

Date _____

d	e	h	m	n	o
r	r	s	t	t	u



Seek & Spell Challenge

Name _____

Date _____

Cut the letters apart, and use them to make words. Write words having 3 or more letters on the lines below, and be sure to spell them correctly. Proper nouns may not be included. Can you find the mystery word that uses ALL the letters? If you do, write it on the back of this paper, and don't tell anyone what it is!

1. _____

11. _____

2. _____

12. _____

3. _____

13. _____

4. _____

14. _____

5. _____

15. _____

6. _____

16. _____

7. _____

17. _____

8. _____

18. _____

9. _____

19. _____

10. _____

20. _____


Preview Version

10 Mystery Word Letters: d e f g h i l l u t



<u>d</u>	e	f	g	h
i	l	l	<u>u</u>	t





Seek & Spell Challenge

Name _____

Date _____

Cut the letters apart, and use them to make words. Write words having 3 or more letters on the lines below, and be sure to spell them correctly. Proper nouns may not be included. Can you find the mystery word that uses ALL of the letters? If you do, write it on the back of this paper, and don't tell anyone what it is!


- | | | |
|-----------|-----------|-----------|
| 1. _____ | 13. _____ | 25. _____ |
| 2. _____ | 14. _____ | 26. _____ |
| 3. _____ | 15. _____ | 27. _____ |
| 4. _____ | 16. _____ | 28. _____ |
| 5. _____ | 17. _____ | 29. _____ |
| 6. _____ | 18. _____ | 30. _____ |
| 7. _____ | 19. _____ | 31. _____ |
| 8. _____ | 20. _____ | 32. _____ |
| 9. _____ | 21. _____ | 33. _____ |
| 10. _____ | 22. _____ | 34. _____ |
| 11. _____ | 23. _____ | 35. _____ |
| 12. _____ | 24. _____ | 36. _____ |

10 Mystery Word Letters: d e f g h i l l u t



d	e	f	g	h
i	l	l	u	t






Seek & Spell
Challenge

Name _____

Date _____

d	e	f	g	h
i	l	l	u	t




Seek & Spell
Challenge

Name _____

Date _____

d	e	f	g	h
i	l	l	u	t




Seek & Spell
Challenge

Name _____

Date _____

d	e	f	g	h
i	l	l	u	t



Seek & Spell Challenge

Name _____

Date _____

Cut the letters apart, and use them to make words. Write words having 3 or more letters on the lines below, and be sure to spell them correctly. Proper nouns may not be included. Can you find the mystery word that uses ALL the letters? If you do, write it on the back of this paper, and don't tell anyone what it is!

1. _____

11. _____

2. _____

12. _____

3. _____

13. _____

4. _____

14. _____

5. _____

15. _____

6. _____

16. _____

7. _____

17. _____

8. _____

18. _____

9. _____

19. _____

10. _____


20. _____

10 Mystery Word Letters: a e e l m n o r t w



a	e	e	l	m
<u>n</u>	o	r	t	w





Seek & Spell Challenge

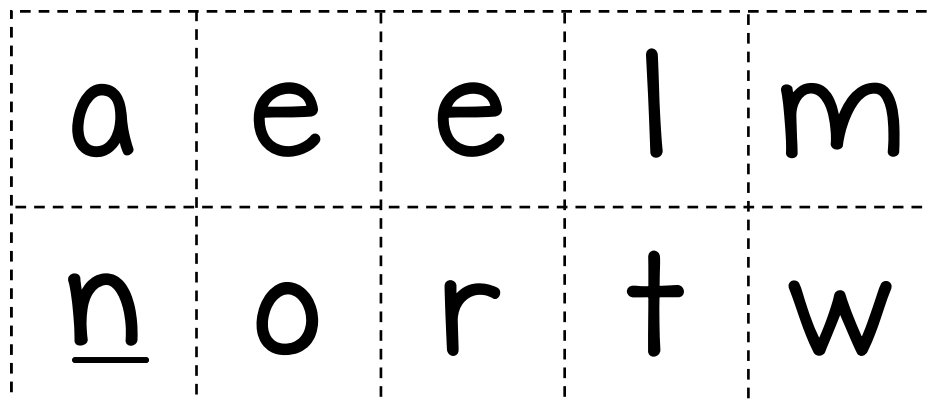
Name _____


Date _____

Cut the letters apart, and use them to make words. Write words having 3 or more letters on the lines below, and be sure to spell them correctly. Proper nouns may not be included. Can you find the mystery word that uses ALL of the letters? If you do, write it on the back of this paper, and don't tell anyone what it is!

- | | | |
|-----------|-----------|-----------|
| 1. _____ | 13. _____ | 25. _____ |
| 2. _____ | 14. _____ | 26. _____ |
| 3. _____ | 15. _____ | 27. _____ |
| 4. _____ | 16. _____ | 28. _____ |
| 5. _____ | 17. _____ | 29. _____ |
| 6. _____ | 18. _____ | 30. _____ |
| 7. _____ | 19. _____ | 31. _____ |
| 8. _____ | 20. _____ | 32. _____ |
| 9. _____ | 21. _____ | 33. _____ |
| 10. _____ | 22. _____ | 34. _____ |
| 11. _____ | 23. _____ | 35. _____ |
| 12. _____ | 24. _____ | 36. _____ |

10 Mystery Word Letters: a e e l m n o r t w






Seek & Spell
Challenge

Name _____ Date _____


a	e	e	l	m
n	o	r	t	w



Seek & Spell
Challenge

Name _____ Date _____


a	e	e	l	m
n	o	r	t	w



Seek & Spell
Challenge

Name _____ Date _____

a	e	e	l	m
n	o	r	t	w



Seek & Spell Challenge

Name _____

Date _____

Cut the letters apart, and use them to make words. Write words having 3 or more letters on the lines below, and be sure to spell them correctly. Proper nouns may not be included. Can you find the mystery word that uses ALL the letters? If you do, write it on the back of this paper, and don't tell anyone what it is!

1. _____

11. _____

2. _____

12. _____

3. _____

13. _____

4. _____

14. _____

5. _____

15. _____

6. _____

16. _____

7. _____

17. _____

8. _____

18. _____

9. _____

19. _____

10. _____

20. _____


Preview Version

10 Mystery Word Letters: a b c e h m o s t x



a	<u>b</u>	c	e	h
m	o	s	t	x





Seek & Spell Challenge

Name _____

Date _____

Cut the letters apart, and use them to make words. Write words having 3 or more letters on the lines below, and be sure to spell them correctly. Proper nouns may not be included. Can you find the mystery word that uses ALL of the letters? If you do, write it on the back of this paper, and don't tell anyone what it is!

- | | | |
|-----------|-----------|-----------|
| 1. _____ | 13. _____ | 25. _____ |
| 2. _____ | 14. _____ | 26. _____ |
| 3. _____ | 15. _____ | 27. _____ |
| 4. _____ | 16. _____ | 28. _____ |
| 5. _____ | 17. _____ | 29. _____ |
| 6. _____ | 18. _____ | 30. _____ |
| 7. _____ | 19. _____ | 31. _____ |
| 8. _____ | 20. _____ | 32. _____ |
| 9. _____ | 21. _____ | 33. _____ |
| 10. _____ | 22. _____ | 34. _____ |
| 11. _____ | 23. _____ | 35. _____ |
| 12. _____ | 24. _____ | 36. _____ |


Preview Version

10 Mystery Word Letters: a b c e h m o s t x



a	<u>b</u>	c	e	h
m	o	s	t	x






Seek & Spell
Challenge

Name _____

Date _____

a	b	c	e	h
m	o	s	t	x




Seek & Spell
Challenge

Name _____

Date _____

a	b	c	e	h
m	o	s	t	x




Seek & Spell
Challenge

Name _____

Date _____

a	b	c	e	h
m	o	s	t	x



Seek & Spell Challenge

Name _____

Date _____

Cut the letters apart, and use them to make words. Write words having 3 or more letters on the lines below, and be sure to spell them correctly. Proper nouns may not be included. Can you find the mystery word that uses ALL the letters? If you do, write it on the back of this paper, and don't tell anyone what it is!

1. _____

11. _____

2. _____

12. _____

3. _____

13. _____

4. _____

14. _____

5. _____

15. _____

6. _____

16. _____

7. _____

17. _____

8. _____

18. _____

9. _____

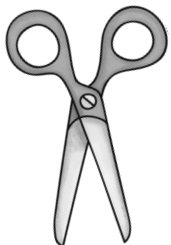
19. _____

10. _____

20. _____


Preview Version

10 Mystery Word Letters: a a d g i n o r t u



a	a	<u>d</u>	g	i
<u>n</u>	o	r	t	<u>u</u>





Seek & Spell Challenge

Name _____

Date _____

Cut the letters apart, and use them to make words. Write words having 3 or more letters on the lines below, and be sure to spell them correctly. Proper nouns may not be included. Can you find the mystery word that uses ALL of the letters? If you do, write it on the back of this paper, and don't tell anyone what it is!

- | | | |
|-----------|-----------|-----------|
| 1. _____ | 13. _____ | 25. _____ |
| 2. _____ | 14. _____ | 26. _____ |
| 3. _____ | 15. _____ | 27. _____ |
| 4. _____ | 16. _____ | 28. _____ |
| 5. _____ | 17. _____ | 29. _____ |
| 6. _____ | 18. _____ | 30. _____ |
| 7. _____ | 19. _____ | 31. _____ |
| 8. _____ | 20. _____ | 32. _____ |
| 9. _____ | 21. _____ | 33. _____ |
| 10. _____ | 22. _____ | 34. _____ |
| 11. _____ | 23. _____ | 35. _____ |
| 12. _____ | 24. _____ | 36. _____ |


Preview Version

10 Mystery Word Letters: a a d g i n o r t u



a	a	d	g	i
n	o	r	t	u






Seek & Spell
Challenge

Name _____ Date _____


a	a	d	g	i
n	o	r	t	u



Seek & Spell
Challenge

Name _____ Date _____


a	a	d	g	i
n	o	r	t	u



Seek & Spell
Challenge

Name _____ Date _____

a	a	d	g	i
n	o	r	t	u



Seek & Spell Challenge

Name _____

Date _____

Cut the letters apart, and use them to make words. Write words having 3 or more letters on the lines below, and be sure to spell them correctly. Proper nouns may not be included. Can you find the mystery word that uses ALL the letters? If you do, write it on the back of this paper, and don't tell anyone what it is!

1. _____

11. _____

2. _____

12. _____

3. _____

13. _____

4. _____

14. _____

5. _____

15. _____

6. _____

16. _____

7. _____

17. _____

8. _____

18. _____

9. _____

19. _____

10. _____

20. _____


Preview Version

11 Mystery Word Letters: a e e k m p r r s t u



a	e	e	k	m	<u>p</u>
r	r	s	t	<u>u</u>	





Seek & Spell Challenge


Name _____


Date _____

Cut the letters apart, and use them to make words. Write words having 3 or more letters on the lines below, and be sure to spell them correctly. Proper nouns may not be included. Can you find the mystery word that uses ALL of the letters? If you do, write it on the back of this paper, and don't tell anyone what it is!

- | | | |
|-----------|-----------|-----------|
| 1. _____ | 13. _____ | 25. _____ |
| 2. _____ | 14. _____ | 26. _____ |
| 3. _____ | 15. _____ | 27. _____ |
| 4. _____ | 16. _____ | 28. _____ |
| 5. _____ | 17. _____ | 29. _____ |
| 6. _____ | 18. _____ | 30. _____ |
| 7. _____ | 19. _____ | 31. _____ |
| 8. _____ | 20. _____ | 32. _____ |
| 9. _____ | 21. _____ | 33. _____ |
| 10. _____ | 22. _____ | 34. _____ |
| 11. _____ | 23. _____ | 35. _____ |
| 12. _____ | 24. _____ | 36. _____ |

11 Mystery Word Letters: a e e k m p r r s t u






Seek & Spell
Challenge

Name _____

Date _____

a	e	e	k	m	p
r	r	s	t	u	




Seek & Spell
Challenge

Name _____

Date _____

a	e	e	k	m	p
r	r	s	t	u	




Seek & Spell
Challenge

Name _____

Date _____

a	e	e	k	m	p
r	r	s	t	u	



Seek & Spell Challenge

Name _____

Date _____

Cut the letters apart, and use them to make words. Write words having 3 or more letters on the lines below, and be sure to spell them correctly. Proper nouns may not be included. Can you find the mystery word that uses ALL the letters? If you do, write it on the back of this paper, and don't tell anyone what it is!

1. _____

11. _____

2. _____

12. _____

3. _____

13. _____

4. _____

14. _____

5. _____

15. _____

6. _____

16. _____

7. _____

17. _____

8. _____

18. _____

9. _____

19. _____

10. _____


20. _____

11 Mystery Word Letters: a e e e m m n r s t u



a	e	e	e	m	m
<u>n</u>	r	s	t	<u>u</u>	





Seek & Spell Challenge


Name _____


Date _____

Cut the letters apart, and use them to make words. Write words having 3 or more letters on the lines below, and be sure to spell them correctly. Proper nouns may not be included. Can you find the mystery word that uses ALL of the letters? If you do, write it on the back of this paper, and don't tell anyone what it is!

- | | | |
|-----------|-----------|-----------|
| 1. _____ | 13. _____ | 25. _____ |
| 2. _____ | 14. _____ | 26. _____ |
| 3. _____ | 15. _____ | 27. _____ |
| 4. _____ | 16. _____ | 28. _____ |
| 5. _____ | 17. _____ | 29. _____ |
| 6. _____ | 18. _____ | 30. _____ |
| 7. _____ | 19. _____ | 31. _____ |
| 8. _____ | 20. _____ | 32. _____ |
| 9. _____ | 21. _____ | 33. _____ |
| 10. _____ | 22. _____ | 34. _____ |
| 11. _____ | 23. _____ | 35. _____ |
| 12. _____ | 24. _____ | 36. _____ |

11 Mystery Word Letters: a e e k m p o r r s t u






Seek & Spell
Challenge

Name _____

Date _____

a	e	e	e	mm
n	r	s	t	u




Seek & Spell
Challenge

Name _____

Date _____

a	e	e	e	mm
n	r	s	t	u



Seek & Spell
Challenge

Name _____

Date _____

a	e	e	e	mm
n	r	s	t	u

Acknowledgements

I want to thank my field-testers and proofreaders who offered suggestions, tested the materials in their classrooms, and proofread the text. *Seek & Spell Challenge* wouldn't be the same without your feedback and suggestions! Special thanks to Angela Faust, Beverly Morse, Cheryl Barrios, Cheryl Jordan, Deena Hayes, Denise Cooper, Erin Myers, Jenneth Scharlach, Jennifer Maier, Jennifer Watkins, Jessica Tracy, Kathy McAlpine, Katie Eskridge, Kris Sandwell, Rebecca Saldivar, Sally Campbell, Sara Drazkowski, Sharon Golden, Sheryl Reimche-Nicholas, Susan Cundiff. It was fun to work together on this project, and I greatly appreciate your help! ~ Laura Candler

Connect with Me!

Website and Blog: www.lauracandler.com







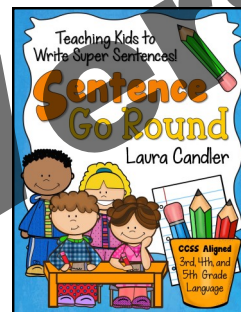


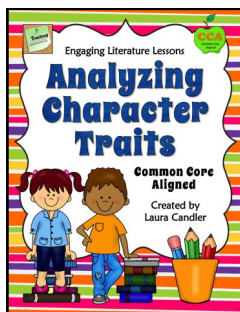
Pinterest: www.pinterest.com/lauracandler

Facebook: www.facebook.com/teachingresources

TpT Store: www.teacherspayteachers.com/Store/Laura-Candler



More Terrific Teaching Resources! Click each cover to find these products in my TpT store.



Seek & Spell Challenge is protected by copyright. Unless your school has purchased multiple licenses, your single user purchase entitles you to make copies for your classroom only. Please don't share this resource in print or digital form without permission. Thanks for valuing my hard work by respecting my intellectual property rights! ~ Laura Candler

Artwork Credits

Artifex www.teacherspayteachers.com/Store/Artifex

Educlips www.teacherspayteachers.com/Store/Educlips

Digital Classroom Clipart www.digitalclassroomclipart.com

Kate Hadfield Designs www.teacherspayteachers.com/Store/Kate-Hadfield-Designs

The Enlightened Elephant www.teacherspayteachers.com/Store/The-Enlightened-Elephant

