



# Plural Noun Showdown

**Common Core Aligned**

Created by  
Laura Candler



**Common Core Standards**  
**L.2.1b, L.2.2e, L.2.2f**  
**L.3.1b and L.3.2g**  
**L.4.2d and L.5.2e**

# Plural Noun Showdown

Created by Laura Candler  
[www.lauracandler.com](http://www.lauracandler.com)

Common Core Language Standards  
L.2.1b, L.2.2e, L.2.2f, L.3.1b,  
L.3.2g, L.4.2d, L.5.2e



## Teacher Information and Directions

**Plural Noun Showdown** includes a review of plural noun formation as well as a cooperative learning activity for practicing those skills. The review covers basic rules as well as a brief overview of unusual plural noun forms. Next, students in teams use a set of task cards and individual dry erase boards or chalkboards to practice those skills in an engaging, interactive manner. Finally, there are two quick quizzes for assessing progress.

### Advanced Preparation

Be sure to have one dry erase board or chalkboard for each student, along with a marker or chalk. Each team will need one set of **Creating Plural Nouns** task cards (pages 11 - 14). When you duplicate them, run them off on sturdy paper or cardstock. Duplicate them so that the problems are on one side and the answers are on the back of the cards. You may have to invert or rotate one page to make it work, so make a test copy before duplicating all cards. There are two sets of cards, one with Regular Forms and the other with Irregular Forms. You may want to duplicate them on different colors to keep them separate. Cut the cards out in advance or allow students to cut them right before use.

### How to Use this Lesson:

- 1. Introduction** - Begin by asking students, "What is a noun?" Let everyone write the definition as well as an example of a noun and hold it up to show you. Use this to assess their prior understanding. Then ask them to write an example of a singular noun and a plural noun. Ask students how we generally change a singular noun to a plural noun (by adding s). Then explain that today you'll review some of the more tricky ways to form plural nouns.


### Problems on Front

Creating Plural Nouns				Level 1 Regular Forms
birthday	flower	baby	company	
brush	wish	puddle	circus	
bluejay	puppy	turkey	body	
cherry	firefly	sandwich	library	

### Answers on Back

Creating Plural Nouns				Level 1 Regular Forms Answers
companies	flowers	babies	companies	
brushes	wishes	puddles	circuses	
bluejays	puppies	turkeys	bodies	
cherries	fireflies	sandwiches	libraries	

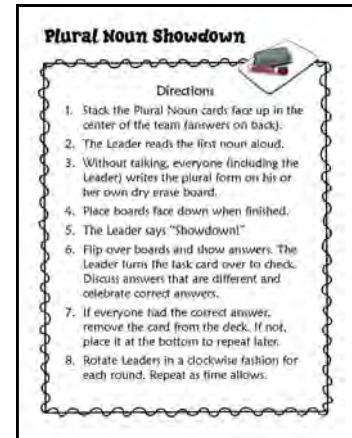
2. **Review Regular Plural Nouns** - Display the Regular Plural Nouns overview pages one at a time. Review each rule individually and ask students to do the “Give It A Try” problems on their dry erase boards. Depending on the grade level and prior knowledge of your students, you can move to step 3, “Irregular Plural Nouns,” or skip to step 4, “Plural Noun Showdown Demo.”



3. **Review Irregular Plural Nouns** - Older students would probably be able to review both regular and irregular noun formation in one day. Younger students may need this lesson taught on a different day. As in Step 2, use the Irregular Plural Nouns overview page and review the various examples.

4. **Using the Dictionary** - If you have dictionaries in your classroom, take a few minutes to explain how to look up the plural forms of various nouns. Pass out the dictionaries and state a word in its singular form. Have students look up the plural form of the word to see how it’s displayed in the dictionary. Remind them that it’s hard to know all the rules for forming plural nouns, so it’s best to use the dictionary to check.

5. **Plural Noun Showdown Demo** - Display the Showdown directions (page 10) to review with your students. If you haven’t already cut out the cards, have students do so now. Choose one team to demo the activity. Designate a person to serve as the first Leader, and make sure students know that the role of Leader will rotate to the left for each round. Talk the group through a few rounds, emphasizing the importance of discussing incorrect answers.



6. **Plural Noun Showdown** - As teams begin to play the game, move around the room and observe how they are interacting with each other. Discourage teams from recording points or making this activity competitive in any way. Compliment students and teams that are working together cooperatively.

7. **Plural Noun Quiz** - You’ll find two variations of both the test and the retest at the end of this packet. One variation is on a full page and provides more room for writing. The other is on a half page to save paper. After using both sets of plural noun cards for Showdown, distribute the Plural Noun Test to each student. The test allows students to check up to three nouns in the dictionary, so you’ll want to monitor dictionary usage. If students do poorly on the test, use the Plural Noun Showdown activity again for small group instruction with you or an adult assistant. Use the Plural Noun Retest to assess improvement. Note: If you prefer to create your own quiz, go to [WorksheetWorks.com](http://WorksheetWorks.com). You can decide which rules to include and the website even prints an answer key!

**Classroom Management Note:** If you have students who are performing far below their classmates, you may want to pull them out of their teams before doing Showdown. Ask a parent volunteer or an assistant to lead their group. If those options aren’t available, work with this group yourself. Showdown is fast-paced and frustrates students who are working well-below grade level if they are kept in mixed-ability teams. They enjoy it when allowed to work with students of similar ability.




# Regular Plural Nouns

## 1. Add **s** to most nouns

For most nouns, simply add an **s** to the singular noun.

### Examples:

- dog → dogs
- house → houses
- caterpillar → caterpillars
- bicycle → bicycles



### Give It a Try!

- car →
- stamp →
- basketball →
- rose →


---

## 2. Add **es** to nouns ending in **s**, **x**, **ch**, **sh**, or **z**

For nouns ending in **s**, **x**, **ch**, **sh**, or **z**, add an **es** to the singular form.

### Examples:

- church → churches
- dish → dishes
- tax → taxes
- guess → guesses



### Give It a Try!

- match →
- bus →
- wish →
- hoax →


---

## 3. Change the **f** to **v** and add **s** or **es**

For nouns ending in **f** or **fe**, change the **f** to **v** and add **s** or **es**. Some of these can be tricky, so when in doubt, check the dictionary!

### Examples:

- wolf → wolves
- knife → knives
- loaf → loaves
- thief → thieves



### Give It a Try!

- life →
- half →
- elf →
- scarf →


## Regular Plural Nouns - Y Endings

### 4. Drop the **y** and add **ies**

For nouns that end in a consonant followed by a Y, drop the “y” and add “ies.” This can be tricky because if a vowel comes before the “y,” just add “s.”

#### Examples:

- penny → pennies
- sky → skies
- candy → candies
- bully → bullies



#### Give It a Try!


- butterfly →
- lady →
- city →
- cavity →

### 5. Add **s** to words ending in a **vowel + y**

For nouns ending in “y” with a vowel immediately before the “y,” just add “s.”

#### Examples:

- valley → valleys
- monkey → monkeys
- boy → boys
- stray → strays



#### Give It a Try!

- day →
- key →
- toy →
- tray →

Preview Version


# Regular Plural Nouns - Answer Key

## 1. Add **s** to most nouns

For most nouns, simply add an **s** to the singular noun.

### Examples:

- dog → dogs
- house → houses
- caterpillar → caterpillars
- bicycle → bicycles



### Give It a Try!


- car → **cars**
- stamp → **stamps**
- basketball → **basketballs**
- rose → **roses**

## 2. Add **es** to nouns ending in **s**, **x**, **ch**, **sh**, or **z**

For nouns ending in **s**, **x**, **ch**, **sh**, or **z**, add an **es** to the singular form.

### Examples:

- church → churches
- dish → dishes
- tax → taxes
- guess → guesses



### Give It a Try!


- match → **matches**
- bus → **buses**
- wish → **wishes**
- hoax → **hoaxes**

## 3. Change the **f** to **v** and add **s** or **es**

For nouns ending in **f** or **fe**, change the **f** to **v** and add **s** or **es**. Some of these can be tricky, so when in doubt, check the dictionary!

### Examples:

- wolf → wolves
- knife → knives
- loaf → loaves
- thief → thieves



### Give It a Try!

- life → **lives**
- half → **halves**
- elf → **elves**
- scarf → **scarves**


# Regular Plural Nouns - Y Endings - Answer Key

## 4. Drop the **y** and add **ies**

For nouns that end in a consonant followed by a Y, drop the “y” and add “ies.” This can be tricky because if a vowel comes before the “y,” just add “s.”

### Examples:

- penny → pennies
- sky → skies
- candy → candies
- bully → bullies



### Give It a Try!

- butterfly → **butterflies**
- lady → **ladies**
- city → **cities**
- cavity → **cavities**

## 5. Add **s** to words ending in a **vowel + y**


For nouns ending in “y” with a vowel immediately before the “y,” just add “s.”

### Examples:

- valley → valleys
- monkey → monkeys
- boy → boys
- stray → strays

### Give It a Try!

- day → **days**
- key → **keys**
- toy → **toys**
- tray → **trays**




# Irregular Plural Nouns

## 1. Add **s** or **es** to words ending in **o**

For nouns ending in **o**, add **s** or **es** depending on the word. Some of these can be tricky, so when in doubt, check the dictionary!

### Examples:

- potato → potatoes
- tornado → tornadoes
- piano → pianos
- radio → radios



### Give It a Try!

- tomato →
- ratio →
- hero →
- tornado →


---

## 2. Special Endings

Some plurals, especially foreign words, change their endings in a special way. Memorize those commonly used or check them with a dictionary as needed.

### Examples:

- radius → radii
- medium → media
- analysis → analyses
- hypothesis → hypotheses



### Give It a Try!

- octopus →
- crisis →
- axis →
- parenthesis →


---

## 2. Very Irregular Plurals

Some plurals are significantly different than their singular forms, and some don't change at all! Always check with a dictionary when you aren't sure of the plural.

### Examples:

- mouse → mice
- ox → oxen
- deer → deer
- man → men



### Give It a Try!

- child →
- policeman →
- foot →
- sheep →




# Irregular Plural Nouns - Answer Key

## 1. Add **s** or **es** to words ending in **o**

For nouns ending in **o**, add **s** or **es** depending on the word. Some of these can be tricky, so when in doubt, check the dictionary!

### Examples:

- potato → potatoes
- tornado → tornadoes
- piano → pianos
- radio → radios



### Give It a Try!

- tomato → **tomatoes**
- ratio → **ratios**
- hero → **heroes**
- tornado → **tornadoes**


---

## 2. Special Endings

Some plurals, especially foreign words, change their endings in a special way. Memorize those commonly used or check them with a dictionary as needed.

### Examples:

- radius → radii
- medium → media
- analysis → analyses
- hypothesis → hypotheses



### Give It a Try!

- octopus → **octopi**
- crisis → **crises**
- axis → **axes**
- parenthesis → **parentheses**


---

## 2. Very Irregular Plurals

Some plurals are significantly different than their singular forms, and some don't change at all! Always check with a dictionary when you aren't sure of the plural.

### Examples:

- mouse → mice
- ox → oxen
- deer → deer
- woman → women



### Give It a Try!

- child → **children**
- policeman → **policemen**
- foot → **feet**
- sheep → **sheep**

# Plural Noun Showdown



## Directions

1. Stack the Plural Noun cards face up in the center of the team (answers on back).
2. The Leader reads the first noun aloud.
3. Without talking, everyone (including the Leader) writes the plural form on his or her own dry erase board.
4. Place boards face down when finished.
5. The Leader says "Showdown!"
6. Flip over boards and show answers. The Leader turns the task card over to check. Discuss answers that are different and celebrate correct answers.
7. If everyone had the correct answer, remove the card from the deck. If not, place it at the bottom to repeat later.
8. Rotate Leaders in a clockwise fashion for each round. Repeat as time allows.

# Creating Plural Nouns

Level 1  
Regular Forms

birthday	flower	baby	company
brush	wish	puddle	circus
Sunday	puppy	turkey	body
cherry	firefly	sandwich	library

# Creating Plural Nouns

companies

babies

flowers

birthdays

circuses

puddles

wishes

brushes

bodies

turkeys

puppies

Sundays

libraries

sandwiches

fireflies

cherries

# Creating Plural Nouns

Level 2  
Irregular Forms

sheep	leaf	tooth	child
potato	radio	moose	mouse
woman	shelf	foot	calf
life	man	deer	wife



# Creating Plural Nouns

Level 2  
Irregular Forms  
Answers (Back)

children

teeth

leaves

sheep

mice

moose

radios

potatoes

calves

feet

shelves

women

wives

deer

men

lives

Create Your  
Own Cards

# Plural Noun Showdown






Name \_\_\_\_\_

Date \_\_\_\_\_

## Plural Noun Test

Write the plural forms. You may use a dictionary for up to 3 items if needed.  
Circle the problem numbers of the ones you look up in the dictionary.

1. birthday \_\_\_\_\_

2. friend \_\_\_\_\_

3. sheep \_\_\_\_\_

4. valley \_\_\_\_\_

5. fly \_\_\_\_\_

6. berry \_\_\_\_\_

7. church \_\_\_\_\_

8. tooth \_\_\_\_\_

9. watch \_\_\_\_\_

10. puppy \_\_\_\_\_

11. toy \_\_\_\_\_

12. computer \_\_\_\_\_

13. baby \_\_\_\_\_

14. penny \_\_\_\_\_

15. box \_\_\_\_\_

16. card \_\_\_\_\_

17. butterfly \_\_\_\_\_

18. turkey \_\_\_\_\_

19. bird \_\_\_\_\_

20. fox \_\_\_\_\_

21. child \_\_\_\_\_

22. leaf \_\_\_\_\_

23. mouse \_\_\_\_\_

24. wish \_\_\_\_\_


25. woman \_\_\_\_\_

Bonus: cactus \_\_\_\_\_

# Plural Noun Test

Name \_\_\_\_\_

Write the plural forms. You may use a dictionary for up to 3 items if needed.  
Circle the problem numbers of the ones you look up in the dictionary.



1. birthday \_\_\_\_\_
2. friend \_\_\_\_\_
3. sheep \_\_\_\_\_
4. valley \_\_\_\_\_
5. fly \_\_\_\_\_
6. berry \_\_\_\_\_
7. church \_\_\_\_\_
8. tooth \_\_\_\_\_
9. watch \_\_\_\_\_
10. puppy \_\_\_\_\_
11. toy \_\_\_\_\_
12. computer \_\_\_\_\_
13. baby \_\_\_\_\_


14. penny \_\_\_\_\_
15. box \_\_\_\_\_
16. card \_\_\_\_\_
17. butterfly \_\_\_\_\_
18. turkey \_\_\_\_\_
19. bird \_\_\_\_\_
20. fox \_\_\_\_\_
21. child \_\_\_\_\_
22. leaf \_\_\_\_\_
23. mouse \_\_\_\_\_
24. wish \_\_\_\_\_
25. woman \_\_\_\_\_
- Bonus: cactus \_\_\_\_\_

---

# Plural Noun Test

Name \_\_\_\_\_

Write the plural forms. You may use a dictionary for up to 3 items if needed.  
Circle the problem numbers of the ones you look up in the dictionary.



1. birthday \_\_\_\_\_
2. friend \_\_\_\_\_
3. sheep \_\_\_\_\_
4. valley \_\_\_\_\_
5. fly \_\_\_\_\_
6. berry \_\_\_\_\_
7. church \_\_\_\_\_
8. tooth \_\_\_\_\_
9. watch \_\_\_\_\_
10. puppy \_\_\_\_\_
11. toy \_\_\_\_\_
12. computer \_\_\_\_\_
13. baby \_\_\_\_\_

14. penny \_\_\_\_\_
15. box \_\_\_\_\_
16. card \_\_\_\_\_
17. butterfly \_\_\_\_\_
18. turkey \_\_\_\_\_
19. bird \_\_\_\_\_
20. fox \_\_\_\_\_
21. child \_\_\_\_\_
22. leaf \_\_\_\_\_
23. mouse \_\_\_\_\_
24. wish \_\_\_\_\_
25. woman \_\_\_\_\_
- Bonus: cactus \_\_\_\_\_



Name \_\_\_\_\_

Date \_\_\_\_\_

## Plural Noun Retest

Write the plural forms. You may use a dictionary for up to 3 items if needed.  
Circle the problem numbers of the ones you look up in the dictionary.

1. letter \_\_\_\_\_

2. snack \_\_\_\_\_

3. deer \_\_\_\_\_

4. key \_\_\_\_\_

5. story \_\_\_\_\_

6. class \_\_\_\_\_

7. branch \_\_\_\_\_

8. ax \_\_\_\_\_

9. patch \_\_\_\_\_

10. lady \_\_\_\_\_

11. student \_\_\_\_\_

12. tree \_\_\_\_\_

13. city \_\_\_\_\_

14. wife \_\_\_\_\_

15. potato \_\_\_\_\_

16. quarter \_\_\_\_\_

17. tax \_\_\_\_\_

18. monkey \_\_\_\_\_

19. wolf \_\_\_\_\_

20. brush \_\_\_\_\_

21. policeman \_\_\_\_\_

22. radio \_\_\_\_\_

23. goose \_\_\_\_\_

24. dish \_\_\_\_\_

25. spy \_\_\_\_\_

Bonus: ox \_\_\_\_\_



# Plural Noun Retest

Name \_\_\_\_\_

Write the plural forms. You may use a dictionary for up to 3 items if needed.  
Circle the problem numbers of the ones you look up in the dictionary.

- 1. letter \_\_\_\_\_
- 2. snack \_\_\_\_\_
- 3. deer \_\_\_\_\_
- 4. key \_\_\_\_\_
- 5. story \_\_\_\_\_
- 6. class \_\_\_\_\_
- 7. branch \_\_\_\_\_
- 8. spy \_\_\_\_\_
- 9. patch \_\_\_\_\_
- 10. lady \_\_\_\_\_
- 11. student \_\_\_\_\_
- 12. tree \_\_\_\_\_
- 13. city \_\_\_\_\_

- 14. wife \_\_\_\_\_
- 15. potato \_\_\_\_\_
- 16. quarter \_\_\_\_\_
- 17. tax \_\_\_\_\_
- 18. monkey \_\_\_\_\_
- 19. wolf \_\_\_\_\_
- 20. brush \_\_\_\_\_
- 21. policeman \_\_\_\_\_
- 22. radio \_\_\_\_\_
- 23. goose \_\_\_\_\_
- 24. dish \_\_\_\_\_
- 25. ax \_\_\_\_\_
- Bonus: analysis \_\_\_\_\_

---

# Plural Noun Retest

Name \_\_\_\_\_

Write the plural forms. You may use a dictionary for up to 3 items if needed.  
Circle the problem numbers of the ones you look up in the dictionary.


- 1. letter \_\_\_\_\_
- 2. snack \_\_\_\_\_
- 3. deer \_\_\_\_\_
- 4. key \_\_\_\_\_
- 5. story \_\_\_\_\_
- 6. class \_\_\_\_\_
- 7. branch \_\_\_\_\_
- 8. ax \_\_\_\_\_
- 9. patch \_\_\_\_\_
- 10. lady \_\_\_\_\_
- 11. student \_\_\_\_\_
- 12. tree \_\_\_\_\_
- 13. city \_\_\_\_\_

- 14. wife \_\_\_\_\_
- 15. potato \_\_\_\_\_
- 16. quarter \_\_\_\_\_
- 17. tax \_\_\_\_\_
- 18. monkey \_\_\_\_\_
- 19. wolf \_\_\_\_\_
- 20. brush \_\_\_\_\_
- 21. policeman \_\_\_\_\_
- 22. radio \_\_\_\_\_
- 23. goose \_\_\_\_\_
- 24. dish \_\_\_\_\_
- 25. spy \_\_\_\_\_
- Bonus: ox \_\_\_\_\_

# Plural Noun Test

# Answer Key

Write the plural forms. You may use a dictionary for up to 3 items if needed. Circle the problem numbers of the ones you look up in the dictionary.



- |              |           |
|--------------|-----------|
| 1. birthday  | birthdays |
| 2. friend    | friends   |
| 3. sheep     | sheep     |
| 4. valley    | valleys   |
| 5. fly       | flies     |
| 6. berry     | berries   |
| 7. church    | churches  |
| 8. tooth     | teeth     |
| 9. watch     | watches   |
| 10. puppy    | puppies   |
| 11. toy      | toys      |
| 12. computer | computers |
| 13. baby     | babies    |

- |               |             |
|---------------|-------------|
| 14. penny     | pennies     |
| 15. box       | boxes       |
| 16. card      | cards       |
| 17. butterfly | butterflies |
| 18. turkey    | turkeys     |
| 19. bird      | birds       |
| 20. fox       | foxes       |
| 21. child     | children    |
| 22. leaf      | leaves      |
| 23. mouse     | mice        |
| 24. wish      | wishes      |
| 25. woman     | women       |
| Bonus: cactus | cacti       |

---

# Plural Noun Retest

# Answer Key

Write the plural forms. You may use a dictionary for up to 3 items if needed. Circle the problem numbers of the ones you look up in the dictionary.



- |             |          |
|-------------|----------|
| 1. letter   | letters  |
| 2. snack    | snacks   |
| 3. deer     | deer     |
| 4. key      | keys     |
| 5. story    | stories  |
| 6. class    | classes  |
| 7. branch   | branches |
| 8. ax       | axes     |
| 9. patch    | patches  |
| 10. lady    | ladies   |
| 11. student | students |
| 12. tree    | trees    |
| 13. city    | cities   |

- |               |           |
|---------------|-----------|
| 14. wife      | wives     |
| 15. potato    | potatoes  |
| 16. quarter   | quarters  |
| 17. tax       | taxes     |
| 18. monkey    | monkeys   |
| 19. wolf      | wolves    |
| 20. brush     | brushes   |
| 21. policeman | policemen |
| 22. radio     | radios    |
| 23. goose     | geese     |
| 24. dish      | dishes    |
| 25. spy       | spies     |
| Bonus: ox     | oxen      |



## Common Core Aligned Language Standards

Activities in *Plural Noun Showdown* are aligned with the standards listed below.

### 2nd Grade

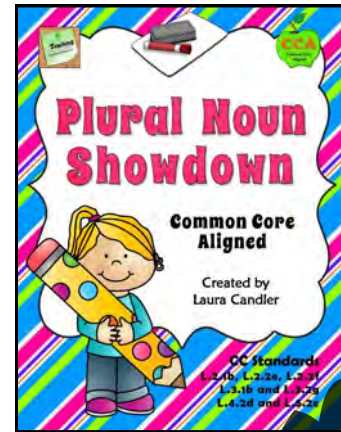
- L.2.1 Demonstrate command of the conventions of standard English grammar and usage when writing or speaking. (Form and use frequently occurring irregular plural nouns (e.g., feet, children, teeth, mice, fish).)
- L.2.2 Demonstrate command of the conventions of standard English capitalization, punctuation, and spelling when writing. (Consult reference materials, including beginning dictionaries, as needed to check and correct spellings.)

### 3rd Grade

- L.3.1b. Demonstrate command of the conventions of standard English grammar and usage when writing or speaking. (Form and use regular and irregular plural nouns.)
- L.3.2. Demonstrate command of the conventions of standard English capitalization, punctuation, and spelling when writing. (Use spelling patterns and generalizations (e.g., word families, position-based spellings, syllable patterns, ending rules, meaningful word parts) in writing words. Consult reference materials, including beginning dictionaries, as needed to check and correct spellings.)

### 4th and 5th Grade

- L.4.2 and L.5.2 Demonstrate command of the conventions of standard English capitalization, punctuation, and spelling when writing. Plural nouns are not specifically stated in 4th and 5th grade. However, students are expected to maintain skills mastered in earlier grades as they demonstrate command of conventions.



*Plural Noun Showdown* can be purchased from the Teaching Resources website at the URL below  
<http://www.lauracandler.com/books/minipacks.php>



Plural Noun Showdown is protected by copyright. Unless your school has purchased a site license for this item, your single user purchase entitles you to make copies for your classroom only. You may not distribute this ebook in print or digital form without express permission from Laura Candler. If other teachers would like to use the materials, your school may purchase additional licenses for half price. To find out about affordable school site licenses, please visit [www.lauracandler.com/sitelicense.php](http://www.lauracandler.com/sitelicense.php). Email [contact@lauracandler.com](mailto:contact@lauracandler.com) with copyright and permission inquiries. Thanks for respecting my intellectual property rights! ~ Laura Candler

**Website:** [www.lauracandler.com](http://www.lauracandler.com)

**Pinterest:** [www.pinterest.com/lauracandler](http://www.pinterest.com/lauracandler)

**Facebook:** [www.facebook.com/teachingresources](http://www.facebook.com/teachingresources)

**TpT Store:** [www.teacherspayteachers.com/Store/Laura-Candler](http://www.teacherspayteachers.com/Store/Laura-Candler)

**Corkboard Connections Blog:** [www.corkboardconnections.com](http://www.corkboardconnections.com)

**Candler's Classroom Connections:** [www.lauracandler.com/signup.php](http://www.lauracandler.com/signup.php)



## Artwork Credits

My clipart comes from many sources including the stores below. If you like the artwork and design elements you see in my materials, visit these stores:

### Ms. Fultz's Corner

[www.teacherspayteachers.com/Store/Msfultzscorner](http://www.teacherspayteachers.com/Store/Msfultzscorner)

### Mad Clips Factory

[www.teacherspayteachers.com/Store/Mad-Clips-Factory](http://www.teacherspayteachers.com/Store/Mad-Clips-Factory)

### Scrappin Doodles

[www.teacherspayteachers.com/Store/Scrappin-Doodles](http://www.teacherspayteachers.com/Store/Scrappin-Doodles)

### Whimsy Clips

[www.teacherspayteachers.com/Store/Whimsy-Clips](http://www.teacherspayteachers.com/Store/Whimsy-Clips)





Teaching Resources  
www.lauracandler.com

# Laura Candler's TpT Store

If you enjoyed the materials in this teaching resources pack, you might also enjoy these ebooks and lessons. You can purchase them from my store on [TeachersPayTeachers.com](http://TeachersPayTeachers.com) by clicking the links below or by visiting my Teaching Resources website: [www.lauracandler.com](http://www.lauracandler.com).



Laura Candler

Classroom Book Clubs

Character Bio Reports

Analyzing Character Traits

Powerful Poetry Combo

Plural Noun Showdown

Sentence Go Round

Writing Powerful Poetry

Customary Measurement

Conversions



Geometry: Exploring the Basics

Math Stations for Middle Grades (3-8)

Polygon Explorations

Talking Sticks Discussions (CCSS Aligned)

Teaching Multiple Intelligence Theory

Place Value Spinner Games

Fraction Spinner Games

Simplify and Snap Fraction Game

Order of Operations Bingo

**Seasonal Teaching Packs**

October

November

December

January

February (Free!)

March

April

