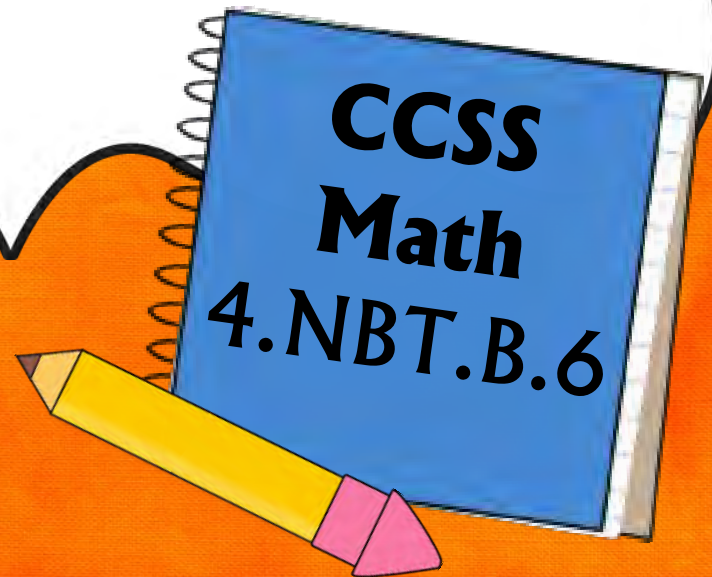


Active Engagement  
Skill Review

# Division Task Cards Level B

3 and 4 Digits Divided by 1 Digit  
Remainders in Quotients

Created by  
Laura Candler





# Division Task Cards Level B

by Laura Candler

## Active Engagement Skill Review Task Cards

### Level B Task Cards

- 3 and 4 digit dividends
- 1 digit divisors
- Remainders
- Some zeroes in quotients



**Division Task Cards Level B** includes 30 unique division task cards, 2 types of recording forms, and answers. These cards can be used with a variety of active engagement learning games for partners or teams, in math centers, or even with a whole-class review. The cards become increasingly more difficult in sequential order, so if you only want to use half of them, simply have students complete the odd numbered ones. One set has a colored background to help differentiate between the levels, but I also created a black and white set for those who want to conserve printer ink.

### Common Core Standard Addressed: Math 4.NBT.B.6

The task cards in this set can be used to support the following 4th grade math standard: "Find whole-number quotients and remainders with up to four-digit dividends and one-digit divisors, using strategies based on place value, the properties of operations, and/or the relationship between multiplication and division. Illustrate and explain the calculation by using equations, rectangular arrays, and/or area models."

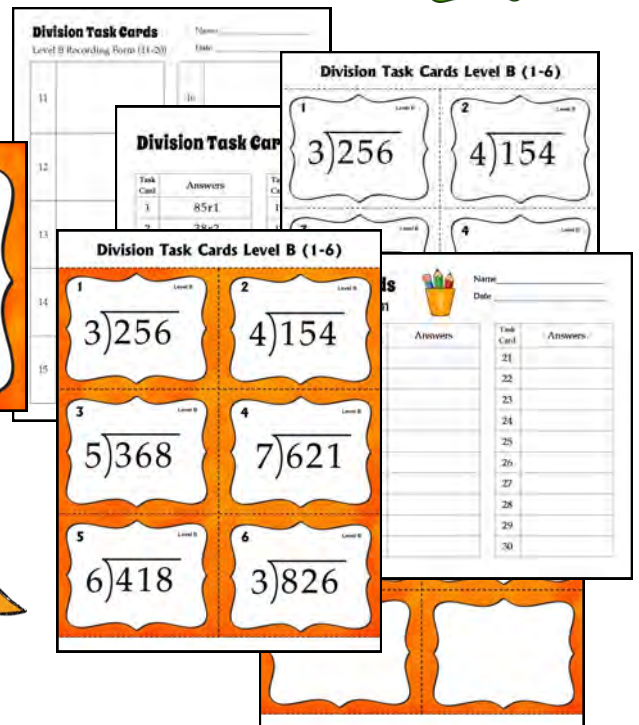
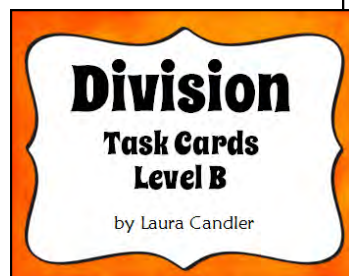


### What's Included:

- Division Task Cards (30 color and 30 B&W)
- 30 Answer Cards
- One Page Answer Key
- 2 Types of Recording Forms
- Blank Task Cards
- Division Task Card Covers

### Preparing the Cards

Print the task cards on sturdy cardstock or construction paper. If you want answers on the backs of the cards, print the answer card pages on the backs of the task card pages before laminating them. If aligned properly, the answer for each card will appear on the reverse side. Cut the cards apart and store each set in a plastic zippered bag. If you would like to prepare a cover card for each set, cut out and laminate the cover cards at the end of the packet. When students bag up the cards, ask them to put the cover on top.



# Division Task Cards Level B (1-6)

1

Level B

$$3 \overline{)256}$$

2

Level B

$$4 \overline{)154}$$

3

Level B

$$5 \overline{)368}$$

4

Level B

$$7 \overline{)621}$$

5

Level B

$$6 \overline{)418}$$

6

Level B

$$3 \overline{)826}$$



# Division Task Cards Level B (7-12)

7

Level B

$$\begin{array}{r} \phantom{0} \\ 2 \overline{) 849} \end{array}$$

8

Level B

$$\begin{array}{r} \phantom{0} \\ 7 \overline{) 602} \end{array}$$

9

Level B

$$\begin{array}{r} \phantom{0} \\ 8 \overline{) 253} \end{array}$$

10

Level B

$$\begin{array}{r} \phantom{0} \\ 6 \overline{) 942} \end{array}$$

11

Level B

$$\begin{array}{r} \phantom{0} \\ 3 \overline{) 918} \end{array}$$

12

Level B

$$\begin{array}{r} \phantom{0} \\ 2 \overline{) 419} \end{array}$$

# Division Task Cards Level B (13-18)

13

Level B

$$9 \overline{)465}$$

14

Level B

$$8 \overline{)933}$$

15

Level B

$$5 \overline{)729}$$

16

Level B

$$4 \overline{)837}$$

17

Level B

$$3 \overline{)920}$$

18

Level B

$$5 \overline{)716}$$



# Division Task Cards Level B (19-24)

19

Level B

$$4 \overline{) 2,564}$$

20

Level B

$$6 \overline{) 3,521}$$

21

Level B

$$6 \overline{) 1,538}$$

22

Level B

$$3 \overline{) 2,427}$$

23

Level B

$$7 \overline{) 3,492}$$

24

Level B

$$5 \overline{) 3,152}$$

# Division Task Cards Level B (25-30)

25

Level B

$$\begin{array}{r} \overline{4)1,231} \end{array}$$

26

Level B

$$\begin{array}{r} \overline{7)8,942} \end{array}$$

27

Level B

$$\begin{array}{r} \overline{3)7,640} \end{array}$$

28

Level B

$$\begin{array}{r} \overline{3)2,221} \end{array}$$

29

Level B

$$\begin{array}{r} \overline{9)6,048} \end{array}$$

30

Level B

$$\begin{array}{r} \overline{2)8,164} \end{array}$$

# Division Task Cards Level B (1-6)

1

Level B

$$3 \overline{)256}$$

2

Level B

$$4 \overline{)154}$$

3

Level B

$$5 \overline{)368}$$

4

Level B

$$7 \overline{)621}$$

5

Level B

$$6 \overline{)418}$$

6

Level B

$$3 \overline{)826}$$



# Division Task Cards Level B (7-12)

7

Level B

$$\begin{array}{r} \phantom{00} \\ 2 \overline{) 849} \end{array}$$

8

Level B

$$\begin{array}{r} \phantom{00} \\ 7 \overline{) 602} \end{array}$$

9

Level B

$$\begin{array}{r} \phantom{00} \\ 8 \overline{) 253} \end{array}$$

10

Level B

$$\begin{array}{r} \phantom{00} \\ 6 \overline{) 942} \end{array}$$

11

Level B

$$\begin{array}{r} \phantom{00} \\ 3 \overline{) 918} \end{array}$$

12

Level B

$$\begin{array}{r} \phantom{00} \\ 2 \overline{) 419} \end{array}$$

# Division Task Cards Level B (13-18)

13

Level B

$$9 \overline{)465}$$

14

Level B

$$8 \overline{)933}$$

15

Level B

$$5 \overline{)729}$$

16

Level B

$$4 \overline{)837}$$

17

Level B

$$3 \overline{)920}$$

18

Level B

$$5 \overline{)716}$$



# Division Task Cards Level B (19-24)

19

Level B

$$\begin{array}{r} \overline{4)2,564} \end{array}$$

20

Level B

$$\begin{array}{r} \overline{6)3,521} \end{array}$$

21

Level B

$$\begin{array}{r} \overline{6)1,538} \end{array}$$

22

Level B

$$\begin{array}{r} \overline{3)2,427} \end{array}$$

23

Level B

$$\begin{array}{r} \overline{7)3,492} \end{array}$$

24

Level B

$$\begin{array}{r} \overline{5)3,152} \end{array}$$

# Division Task Cards Level B (25-30)

25

Level B

$$\begin{array}{r} \overline{)1,231} \\ 4 \end{array}$$

26

Level B

$$\begin{array}{r} \overline{)8,942} \\ 7 \end{array}$$

27

Level B

$$\begin{array}{r} \overline{)7,640} \\ 3 \end{array}$$

28

Level B

$$\begin{array}{r} \overline{)2,221} \\ 3 \end{array}$$

29

Level B

$$\begin{array}{r} \overline{)6,048} \\ 9 \end{array}$$

30

Level B

$$\begin{array}{r} \overline{)8,164} \\ 2 \end{array}$$



# Division Answers Level B (1-6)

Answers will be in correct locations when page is printed on back of task cards.

**#2**

38r2

**#1**

85r1

**#4**

88r5

**#3**

73r3

**#6**

275r1

**#5**

69r4

Preview Version

# Division Answers Level B (7-12)

Answers will be in correct locations when page is printed on back of task cards.

**#8**

86

**#10**

157

**#12**

209r1

**#7**

424r1

**#9**

31r5

**#11**

306

Preview Version



# Division Answers Level B (13-18)

Answers will be in correct locations when page is printed on back of task cards.

**#14**

116r5

**#13**

51r6

**#16**

209r1

**#15**

145r4

**#18**

143r1

**#17**

306r2

Preview Version

# Division Answers Level B (19-24)

Answers will be in correct locations when page is printed on back of task cards.

**#20**

586r5

**#19**

641

**#22**

809

**#21**

256r2

**#24**

630r2

**#23**

498r6

Preview Version

# Division Answers Level B (25-30)

Answers will be in correct locations when page is printed on back of task cards.

**#26**

1,277r3

**#25**

307r3

**#28**

740r1

**#27**

2,546r2

**#30**

4,082


**#29**

672

Preview Version



# Division Task Cards



# Level B Answers


| Task Card | Answers |
|-----------|---------|
| 1         | 85r1    |
| 2         | 38r2    |
| 3         | 73r3    |
| 4         | 88r5    |
| 5         | 69r4    |
| 6         | 275r1   |
| 7         | 424r1   |
| 8         | 86      |
| 9         | 31r5    |
| 10        | 157     |

| Task Card | Answers |
|-----------|---------|
| 11        | 306     |
| 12        | 209r1   |
| 13        | 51r6    |
| 14        | 116r5   |
| 15        | 145r4   |
| 16        | 209r1   |
| 17        | 306r2   |
| 18        | 143r1   |
| 19        | 641     |
| 20        | 586r5   |

| Task Card | Answers |
|-----------|---------|
| 21        | 256r2   |
| 22        | 809     |
| 23        | 498r6   |
| 24        | 630r2   |
| 25        | 307r3   |
| 26        | 1,277r3 |
| 27        | 2,546r2 |
| 28        | 740r1   |
| 29        | 672     |
| 30        | 4,082   |

# Division Task Cards

## Level B Recording Form



Name \_\_\_\_\_




Date \_\_\_\_\_

| Task Card | Answers |
|-----------|---------|
| 1         |         |
| 2         |         |
| 3         |         |
| 4         |         |
| 5         |         |
| 6         |         |
| 7         |         |
| 8         |         |
| 9         |         |
| 10        |         |

| Task Card | Answers |
|-----------|---------|
| 11        |         |
| 12        |         |
| 13        |         |
| 14        |         |
| 15        |         |
| 16        |         |
| 17        |         |
| 18        |         |
| 19        |         |
| 20        |         |

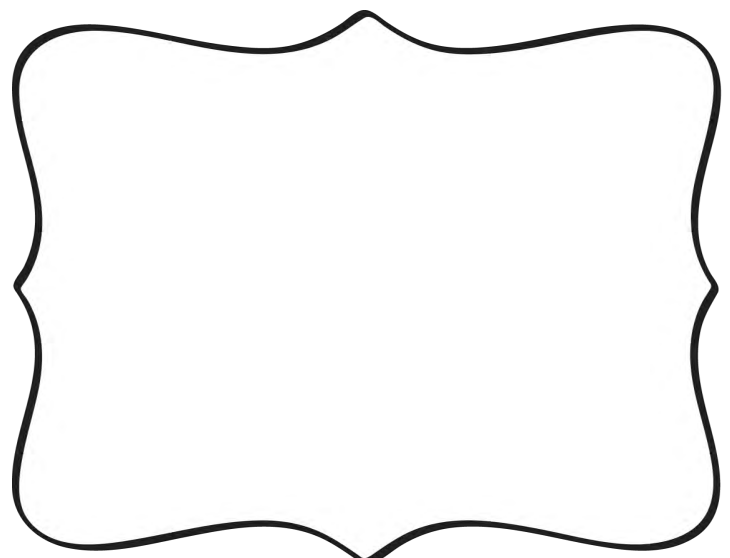



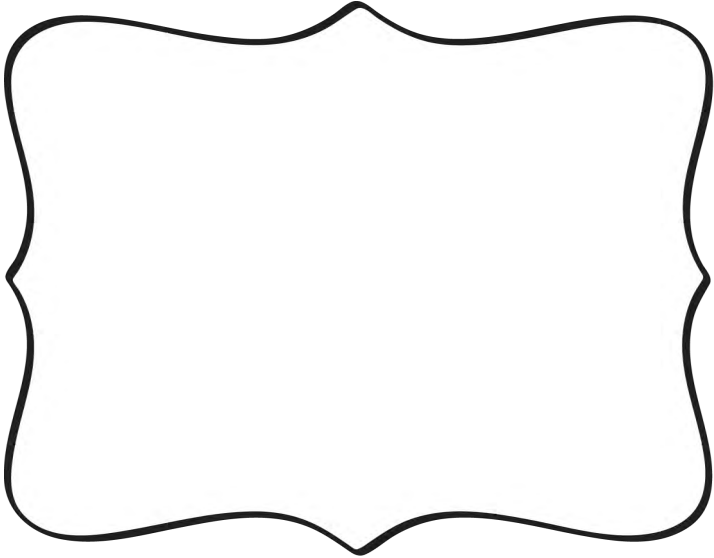
| Task Card | Answers |
|-----------|---------|
| 21        |         |
| 22        |         |
| 23        |         |
| 24        |         |
| 25        |         |
| 26        |         |
| 27        |         |
| 28        |         |
| 29        |         |
| 30        |         |

# Division Task Cards



Preview Version

# Division Task Cards



Preview Version



# Division Answers

Preview Version

# Division Task Cards

Level B Recording Form (1-10)

Name \_\_\_\_\_

Date \_\_\_\_\_

|   |  |
|---|--|
| 1 |  |
| 2 |  |
| 3 |  |
| 4 |  |
| 5 |  |

|    |  |
|----|--|
| 6  |  |
| 7  |  |
| 8  |  |
| 9  |  |
| 10 |  |

Preview Version

# Division Task Cards

Name \_\_\_\_\_

Level B Recording Form (11-20)

Date \_\_\_\_\_

|    |  |
|----|--|
| 11 |  |
| 12 |  |
| 13 |  |
| 14 |  |
| 15 |  |

|    |  |
|----|--|
| 16 |  |
| 17 |  |
| 18 |  |
| 19 |  |
| 20 |  |

Preview Version

# Division Task Cards

Level B Recording Form (21-30)

Name \_\_\_\_\_

Date \_\_\_\_\_

|    |  |
|----|--|
| 21 |  |
| 22 |  |
| 23 |  |
| 24 |  |
| 25 |  |

|    |  |
|----|--|
| 26 |  |
| 27 |  |
| 28 |  |
| 29 |  |
| 30 |  |

Preview Version



# Division Task Cards - Optional Covers

**Division**

**Task Cards  
Level B**

by Laura Candler

**Division**

**Task Cards  
Level B**

by Laura Candler

**Division**

**Task Cards  
Level B**

by Laura Candler

**Division**

**Task Cards  
Level B**

by Laura Candler

**Division**

**Task Cards  
Level B**

by Laura Candler

**Division**

**Task Cards  
Level B**

by Laura Candler

# Division Task Cards - Optional Covers

**Division**

**Task Cards  
Level B**

by Laura Candler

**Division**

**Task Cards  
Level B**

by Laura Candler

**Division**

**Task Cards  
Level B**

by Laura Candler

**Division**

**Task Cards  
Level B**

by Laura Candler

**Division**

**Task Cards  
Level B**

by Laura Candler

**Division**

**Task Cards  
Level B**

by Laura Candler

## Copyright and Permission Info

Division Task Cards Level B is protected by copyright. Unless your school has purchased a site license for this item, your single user purchase entitles you to make copies for your classroom only. You may not distribute this ebook in print or digital form without permission from Laura Candler. Email [contact@lauracandler.com](mailto:contact@lauracandler.com) with copyright and permission inquiries. To find out about affordable school site licenses, please visit [www.lauracandler.com/sitelicense.php](http://www.lauracandler.com/sitelicense.php). Thanks for respecting my copyright! ~ Laura Candler

### Artwork Credits

The clipart, borders, and frames in this ebook came from a variety of sources. If you like the artwork and design elements you see here, visit the stores of these clipart sellers.

#### Digital Classroom Clipart

[www.teacherspayteachers.com/Store/Digital-Classroom-Clipart](http://www.teacherspayteachers.com/Store/Digital-Classroom-Clipart)

#### Ms. Fultz's Corner

[www.teacherspayteachers.com/Store/Msfultzscorner](http://www.teacherspayteachers.com/Store/Msfultzscorner)

#### Educasong

[www.teacherspayteachers.com/Store/Educasong](http://www.teacherspayteachers.com/Store/Educasong)

#### Mad Clips Factory

[www.teacherspayteachers.com/Store/Mad-Clips-Factory](http://www.teacherspayteachers.com/Store/Mad-Clips-Factory)

#### Whimsy Clips

[www.teacherspayteachers.com/Store/Whimsy-Clips](http://www.teacherspayteachers.com/Store/Whimsy-Clips)

#### Scrappin Doodles

[www.teacherspayteachers.com/Store/Scrappin-Doodles](http://www.teacherspayteachers.com/Store/Scrappin-Doodles)



Teaching Resources  
www.lauracandler.com

# Laura Candler's TpT Store

If you enjoyed the materials in this teaching resources pack, you might also enjoy these ebooks and lessons. You can purchase them from my store on [TeachersPayTeachers.com](http://TeachersPayTeachers.com) by clicking the links below or by visiting my Teaching Resources website: [www.lauracandler.com](http://www.lauracandler.com).



Laura Candler

Classroom Book Clubs

Character Bio Reports

Analyzing Character Traits

Powerful Poetry Combo

Plural Noun Showdown

Sentence Go Round

Writing Powerful Poetry

Customary Measurement

Conversions



Geometry: Exploring the Basics

Math Stations for Middle Grades (3-8)

Polygon Explorations

Talking Sticks Discussions (CCSS Aligned)

Teaching Multiple Intelligence Theory

Place Value Spinner Games

Fraction Spinner Games

Simplify and Snap Fraction Game

Order of Operations Bingo

Seasonal Teaching Packs

October

November

December

January

February (Free!)

March

April

