


# Bingo Showdown

# Decimal Place

# Value Review

Reading, Writing,  
Comparing and Rounding


Laura Candler



# Bingo Showdown:

## Decimal Place Value Review

Created by Laura Candler  
[www.lauracandler.com](http://www.lauracandler.com)



**Bingo Showdown** is a variation of the classic Bingo game that can be used for whole group instruction, small guided math groups, cooperative learning teams, or in learning centers. **Decimal Place Value Review** includes two Bingo Showdown games: **Reading & Writing Decimals** and **Rounding & Comparing Decimals**. Each game includes 24 Calling Cards and an Answer Key. The 40 Bingo boards and basic game directions can be used with any Bingo Showdown game. You'll also find a set of blank calling cards and a blank answer key to customize with your own decimal review problems.

### Common Core Math Standards

Decimal Place Value Review can be used to address two specific 5th Grade Common Core Math Standards:

- **5.NBT.3.** Read, write, and compare decimals to thousandths including expanded form. Compare two decimals to thousandths based on meanings of the digits in each place, using  $>$ ,  $=$ , and  $<$  symbols to record the results of comparisons.
- **5.NBT.4.** Use place value understanding to round decimals to any place.

### Decimal Skills Covered:

- Recognizing decimal places to thousandths
- Reading decimals
- Writing word forms
- Writing expanded forms
- Rounding
- Comparing

### Advanced Preparation


1. Print one Bingo board per person (1/2 page) and laminate them. You can use the same set of numbered Bingo boards all year with different Bingo games.
2. For each of the two games, duplicate one set of calling cards and one answer key per team on card stock or construction paper. Cut the cards apart in advance and store them in a snack-sized plastic bag labeled with the name of the game.
3. To use the activity in a center, glue the Team Directions onto the front of a 9" x 12" brown envelope and store the Bingo boards and other materials inside.
4. Optional: You may want to duplicate the role card on page 4 and include one Bingo Captain role card in each packet. Show students how to fold the role card into a little tent that can be moved for each round of the game.



- If the prepared cards are too easy or too difficult, you can create your own customized decimal review cards and answer key using the patterns on pages 14 through 17.

## How to Play Bingo Showdown

- Demonstrate one of the games to the class before allowing them to play in teams or centers. Give each student a numbered Bingo card and a handful of Bingo chips or markers for covering the spaces. Dried kidney beans work well if you don't have plastic game pieces. For the class game, you only need one set of calling cards and one answer key.
- Display the Bingo Showdown Team Directions for the class and tell them that for this round you will serve as the Bingo Captain. Model each step of the displayed directions using your prepared calling cards and the answer key. Make sure students know to place their boards face down after they write their answers. When you say, "Showdown!" they turn their boards over and reveal their answers. Discuss the solutions and any errors, and remind them of the importance of doing this in their team games. Only students who have the correct answer may cover the corresponding numbered space on the game board.
- After you play at least one game with the class, give each team a deck of calling cards and an answer key. While they play in teams or in centers, circulate through the room helping students as needed. You can also assemble the students who need extra help into one group and work with them directly while the other teams play on their own.




## Bingo Showdown: Confusing Words Review

Available from [www.lauracandler.com](http://www.lauracandler.com)

This game uses the same Bingo boards, so all you need to do is to print the Calling Cards and Answer Key!

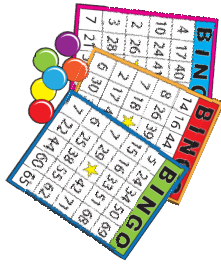
Visit Teaching Resources at [www.lauracandler.com](http://www.lauracandler.com) for more cooperative learning games. You'll find a virtual File Cabinet packed with free teaching resources and over a dozen ebooks and lesson plans in PDF format.






# Bingo Captain

# Bingo



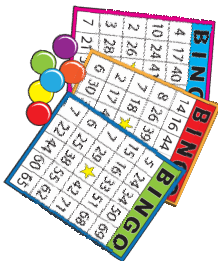
# Bingo

# Captain



# Bingo Captain


# Bingo



# Bingo

# Captain

# Bingo Showdown



## Team Directions

1. Each person chooses a Bingo board having numbers 1 - 24 and a free space. Shuffle the deck of numbered calling cards and place them face down in the center of the team.
2. Choose the first Bingo Captain (this role will rotate). The Bingo Captain turns over the top card and reads the first question or problem aloud.
3. Without talking, each person solves the problem and writes the answer on his or her dry erase board. Everyone turns his or her dry erase board face down when ready.
4. When all boards are face down, the Bingo Captain says, "Showdown!" Everyone shows their answers and discusses their solutions. Check the answer key if you are not sure of the correct answer. Discuss any incorrect answers and give help if needed.
5. Everyone who had the correct answer covers the number of that review card on his or her Bingo board.
6. Rotate role of Bingo Captain to the left for each round.
7. The winner is the first person to cover an entire row horizontally, vertically, or diagonally.
8. Clear Bingo boards and begin a new game if time allows.

## Materials

- ◆ Dry erase boards and markers
- ◆ Bingo boards
- ◆ Bingo chips
- ◆ Calling Cards
- ◆ Answer Key

B	I	N	G	O
11	6	5	10	20
1	17	7	4	16
13	24	Free	8	12
23	3	18	22	21
2	19	15	9	14

# Reading & Writing Decimals - Page 1

<p>1</p> <p>Write the number below in standard form:</p> <p><b>four and eight hundredths</b></p>	<p>2</p> <p>Write the word form of this number:</p> <p><b>25.6</b></p>
<p>3</p> <p>Write the number below in expanded form:</p> <p><b>18.7</b></p>	<p>4</p> <p>Write the word form of this number:</p> <p><b>70.15</b></p>
<p>5</p> <p>What is the value of the digit 7 in the number below?</p> <p><b>37.982</b></p>	<p>6</p> <p>In what place is the 8 in the number below?</p> <p><b>186.04</b></p>
<p>7</p> <p>Write the number and circle the digit in the tenths place:</p> <p><b>4.58</b></p>	<p>8</p> <p>Which digit below is in the hundredths place?</p> <p><b>73.048</b></p>

# Reading & Writing Decimals - Page 2

<p>9</p> <p>Write the standard form of the number below:</p> <p><b>thirty-one and seven tenths</b></p>	<p>10</p> <p>Write the word form of the number below:</p> <p><b>12.06</b></p>
<p>11</p> <p>Write the number below in expanded form:</p> <p><b>2.46</b></p>	<p>12</p> <p>Write the word form of the number below:</p> <p><b>50.72</b></p>
<p>13</p> <p>What is the value of the digit 3 in the number below?</p> <p><b>935.2</b></p>	<p>14</p> <p>In what place is the 2 in the number below?</p> <p><b>7.026</b></p>
<p>15</p> <p>Write the number and circle the digit in the ones place:</p> <p><b>874.05</b></p>	<p>16</p> <p>Which digit below is in the tens place?</p> <p><b>218.34</b></p>

# Reading & Writing Decimals - Page 3

17

What is the standard form of the number below?

**twelve and four thousandths**

18

What is the word form of the number below?

**65.09**

19

What is the expanded form of the number below?

**72.43**

20

Write the word form of the number below.

**500.051**

21

What is the value of the digit 4 in the number below?

**427.69**

22

In what place is the 9 in the number below?

**234.109**

23

Write the number and circle the digit in the thousandths place:

**58.216**

24

Which digit below is in the hundreds place?

**235.08**



# Reading & Writing Decimals Key

Card Number	Answer
1	4.08
2	twenty-five and six tenths
3	$10 + 8 + 0.7$
4	seventy and fifteen hundredths
5	7 or seven
6	tens
7	4.58
8	4
9	31.7
10	twelve and six hundredths
11	$2 + 0.4 + 0.06$
12	fifty and seventy-two hundredths

Card Number	Answer
13	30 or thirty
14	hundredths
15	874.05
16	1
17	12.004
18	sixty-five and nine hundredths
19	$70 + 2 + 0.4 + 0.03$
20	five hundred and fifty-one thousandths
21	400 or four hundred
22	thousandths
23	58.216
24	2

# Rounding & Comparing Decimals - Page 1

<p>1</p> <p>Round to the nearest whole number</p> <p><b>64.29</b></p>	<p>2</p> <p>Compare using <math>&lt;</math>, <math>&gt;</math>, or <math>=</math></p> <p><b>3.8</b> <input type="radio"/> <b>3.76</b></p>
<p>3</p> <p>Round to the nearest tenth</p> <p><b>40.81</b></p>	<p>4</p> <p>Compare using <math>&lt;</math>, <math>&gt;</math>, or <math>=</math></p> <p><b>0.98</b> <input type="radio"/> <b>1.4</b></p>
<p>5</p> <p>Round to the nearest hundredth</p> <p><b>3.286</b></p>	<p>6</p> <p>Compare using <math>&lt;</math>, <math>&gt;</math>, or <math>=</math></p> <p><b>2.45</b> <input type="radio"/> <b>2.54</b></p>
<p>7</p> <p>Round to the nearest tenth</p> <p><b>92.252</b></p>	<p>8</p> <p>Compare using <math>&lt;</math>, <math>&gt;</math>, or <math>=</math></p> <p><b>10</b> <input type="radio"/> <b>9.6</b></p>

# Rounding & Comparing Decimals - Page 2

<p>9</p> <p>Round to the nearest whole number</p> <p><b>19.72</b></p>	<p>10</p> <p>Compare using <math>&lt;</math>, <math>&gt;</math>, or <math>=</math></p> <p><b>33.7</b> <input type="radio"/> <b>32.81</b></p>
<p>11</p> <p>Round to the nearest tenth</p> <p><b>48.056</b></p>	<p>12</p> <p>Compare using <math>&lt;</math>, <math>&gt;</math>, or <math>=</math></p> <p><b>4.260</b> <input type="radio"/> <b>4.026</b></p>
<p>13</p> <p>Round to the nearest hundredth</p> <p><b>2.052</b></p>	<p>14</p> <p>Compare using <math>&lt;</math>, <math>&gt;</math>, or <math>=</math></p> <p><b>0.3</b> <input type="radio"/> <b>0.76</b></p>
<p>15</p> <p>Round to the nearest thousandth</p> <p><b>7.0349</b></p>	<p>16</p> <p>Compare using <math>&lt;</math>, <math>&gt;</math>, or <math>=</math></p> <p><b>4.90</b> <input type="radio"/> <b>4.9</b></p>

# Rounding & Comparing Decimals - Page 3

<p>17</p> <p>Round to the nearest whole number</p> <p><b>204.39</b></p>	<p>18</p> <p>Compare using <math>&lt;</math>, <math>&gt;</math>, or <math>=</math></p> <p><b>7.036</b> <input type="text"/> <b>7.630</b></p>
<p>19</p> <p>Round to the nearest tenth</p> <p><b>0.715</b></p>	<p>20</p> <p>Compare using <math>&lt;</math>, <math>&gt;</math>, or <math>=</math></p> <p><b>2.7</b> <input type="text"/> <b>2.70</b></p>
<p>21</p> <p>Round to the nearest hundredth</p> <p><b>9.306</b></p>	<p>22</p> <p>Compare using <math>&lt;</math>, <math>&gt;</math>, or <math>=</math></p> <p><b>5.64</b> <input type="text"/> <b>4.69</b></p>
<p>23</p> <p>Round to the nearest thousandth</p> <p><b>6.0024</b></p>	<p>24</p> <p>Compare using <math>&lt;</math>, <math>&gt;</math>, or <math>=</math></p> <p><b>12.80</b> <input type="text"/> <b>12.08</b></p>

# Rounding & Comparing Decimals Key

Card Number	Answer	Card Number	Answer
1	64	13	2.05
2	>	14	<
3	40.8	15	7.035
4	<	16	=
5	3.29	17	204
6	<	18	<
7	92.3	19	0.7
8	>	20	=
9	20	21	9.31
10	>	22	>
11	48.1	23	6.002
12	>	24	>



# Bingo Calling Cards 1-8

#1

#2

#3

#4

#5

#6

#7

#8

Preview Version

# Bingo Calling Cards 9-16

#9

#10

#11

#12

#13

#14

#15

#16

Preview Version

# Bingo Calling Cards 17-24

**#17**

**#18**

**#19**

**#20**

**#21**

**#22**

**#23**

**#24**

Preview Version



# Bingo Answer Key



Topic \_\_\_\_\_

Card Number	Answer
1	
2	
3	
4	
5	
6	
7	
8	
9	
10	
11	
12	

Card Number	Answer
13	
14	
15	
16	
17	
18	
19	
20	
21	
22	
23	
24	

Preview Version

<b>B</b>	<b>I</b>	<b>N</b>	<b>G</b>	<b>O</b>
11	6	5	10	20
1	17	7	4	16
13	24	Free	8	12
23	3	18	22	21
2	19	15	9	14

<b>B</b>	<b>I</b>	<b>N</b>	<b>G</b>	<b>O</b>
12	18	9	3	13
7	1	24	5	11
21	2	Free	22	20
10	19	17	14	6
8	15	4	23	16



<b>B</b>	<b>I</b>	<b>N</b>	<b>G</b>	<b>O</b>
5	21	17	9	10
6	2	16	13	7
11	8	Free	15	12
22	14	18	24	23
19	20	3	4	1

<b>B</b>	<b>I</b>	<b>N</b>	<b>G</b>	<b>O</b>
14	15	4	19	24
12	23	8	1	21
17	5	Free	2	10
6	13	7	11	9
22	16	20	18	3

<b>B</b>	<b>I</b>	<b>N</b>	<b>G</b>	<b>O</b>
1	6	2	10	14
9	22	17	21	5
11	12	Free	19	8
24	15	18	16	3
4	7	13	23	20

<b>B</b>	<b>I</b>	<b>N</b>	<b>G</b>	<b>O</b>
2	10	18	17	23
24	11	6	5	8
4	22	Free	16	3
19	12	1	21	13
15	14	20	9	7

<b>B</b>	<b>I</b>	<b>N</b>	<b>G</b>	<b>O</b>
13	23	7	20	8
12	16	9	19	17
21	18	Free	10	22
15	4	6	1	5
11	24	3	2	14

<b>B</b>	<b>I</b>	<b>N</b>	<b>G</b>	<b>O</b>
8	4	14	16	12
10	13	22	9	1
7	17	Free	15	18
23	24	5	3	2
20	21	11	19	6

<b>B</b>	<b>I</b>	<b>N</b>	<b>G</b>	<b>O</b>
9	15	6	2	8
24	13	20	7	4
3	10	Free	17	16
21	18	19	23	5
12	11	22	1	14

<b>B</b>	<b>I</b>	<b>N</b>	<b>G</b>	<b>O</b>
23	7	17	13	22
2	6	5	4	15
1	8	Free	9	14
12	19	11	20	10
21	3	18	24	16

<b>B</b>	<b>I</b>	<b>N</b>	<b>G</b>	<b>O</b>
20	8	16	13	9
21	6	4	2	24
7	1	Free	22	11
12	23	19	3	14
18	5	15	17	10

<b>B</b>	<b>I</b>	<b>N</b>	<b>G</b>	<b>O</b>
10	15	5	24	14
7	23	1	12	9
13	2	Free	3	11
22	6	20	18	17
16	19	21	4	8



<b>B</b>	<b>I</b>	<b>N</b>	<b>G</b>	<b>O</b>
23	14	24	12	7
9	3	2	18	19
11	16	Free	21	13
17	8	10	1	6
15	22	5	4	20

<b>B</b>	<b>I</b>	<b>N</b>	<b>G</b>	<b>O</b>
7	18	8	14	6
22	23	11	12	3
21	17	Free	10	2
9	24	1	4	5
16	20	13	19	15

<b>B</b>	<b>I</b>	<b>N</b>	<b>G</b>	<b>O</b>
7	11	4	14	5
19	16	17	21	8
23	6	Free	24	2
12	9	20	1	18
3	13	10	22	15

<b>B</b>	<b>I</b>	<b>N</b>	<b>G</b>	<b>O</b>
1	13	17	14	2
19	23	8	16	24
7	5	Free	21	18
11	12	10	22	3
15	4	20	9	6

<b>B</b>	<b>I</b>	<b>N</b>	<b>G</b>	<b>O</b>
10	24	9	22	18
5	15	1	3	21
8	20	Free	23	2
13	12	19	4	7
6	17	16	11	14

<b>B</b>	<b>I</b>	<b>N</b>	<b>G</b>	<b>O</b>
21	18	15	22	5
23	14	11	19	9
16	20	Free	17	1
12	4	2	10	24
7	8	13	6	3

<b>B</b>	<b>I</b>	<b>N</b>	<b>G</b>	<b>O</b>
16	9	10	6	7
17	15	18	13	5
14	20	Free	21	8
23	1	12	22	24
19	11	4	3	2

<b>B</b>	<b>I</b>	<b>N</b>	<b>G</b>	<b>O</b>
5	24	19	7	12
10	6	15	18	14
11	17	Free	4	20
23	22	9	21	16
8	2	13	1	3

<b>B</b>	<b>I</b>	<b>N</b>	<b>G</b>	<b>O</b>
11	1	7	8	24
5	9	21	4	18
23	12	Free	6	19
2	13	3	15	16
17	20	10	14	22

<b>B</b>	<b>I</b>	<b>N</b>	<b>G</b>	<b>O</b>
23	10	14	13	17
1	12	15	24	20
6	5	Free	19	7
11	2	9	8	3
4	22	21	16	18



<b>B</b>	<b>I</b>	<b>N</b>	<b>G</b>	<b>O</b>
3	9	6	2	24
21	4	23	16	18
22	14	Free	11	5
10	17	13	8	7
12	1	19	20	15

<b>B</b>	<b>I</b>	<b>N</b>	<b>G</b>	<b>O</b>
3	6	11	21	15
4	19	14	22	7
20	10	Free	18	13
16	8	17	12	1
24	5	23	2	9

<b>B</b>	<b>I</b>	<b>N</b>	<b>G</b>	<b>O</b>
10	21	15	16	7
24	14	4	11	13
8	12	Free	23	2
9	3	19	6	22
20	5	1	18	17

<b>B</b>	<b>I</b>	<b>N</b>	<b>G</b>	<b>O</b>
10	24	22	12	19
3	8	7	18	11
15	9	Free	14	16
17	23	13	1	21
20	6	5	2	4

<b>B</b>	<b>I</b>	<b>N</b>	<b>G</b>	<b>O</b>
6	13	15	5	12
10	18	14	9	23
20	22	Free	3	21
17	8	11	4	1
16	2	24	7	19

<b>B</b>	<b>I</b>	<b>N</b>	<b>G</b>	<b>O</b>
15	22	7	6	13
16	14	17	5	18
20	24	Free	4	19
21	11	9	2	23
8	3	12	10	1

<b>B</b>	<b>I</b>	<b>N</b>	<b>G</b>	<b>O</b>
13	23	16	5	19
17	9	10	1	14
21	12	Free	18	24
6	22	4	8	15
2	11	3	7	20

<b>B</b>	<b>I</b>	<b>N</b>	<b>G</b>	<b>O</b>
18	7	17	13	16
23	10	11	2	19
5	22	Free	6	20
21	24	8	12	1
14	9	3	15	4

<b>B</b>	<b>I</b>	<b>N</b>	<b>G</b>	<b>O</b>
4	1	3	6	11
5	10	17	2	20
23	16	Free	14	13
18	22	8	21	15
24	12	19	7	9

<b>B</b>	<b>I</b>	<b>N</b>	<b>G</b>	<b>O</b>
8	9	18	22	12
24	3	2	1	16
20	7	Free	23	10
15	21	6	4	14
17	19	13	5	11

<b>B</b>	<b>I</b>	<b>N</b>	<b>G</b>	<b>O</b>
2	14	20	11	23
5	10	22	18	19
1	9	Free	7	4
12	6	16	17	21
13	15	24	3	8

<b>B</b>	<b>I</b>	<b>N</b>	<b>G</b>	<b>O</b>
2	24	1	21	13
15	14	20	16	11
6	5	Free	12	18
4	8	3	19	10
7	9	17	23	22

<b>B</b>	<b>I</b>	<b>N</b>	<b>G</b>	<b>O</b>
3	1	9	19	22
16	15	5	17	12
7	8	Free	18	4
24	14	23	13	21
10	6	11	2	20

<b>B</b>	<b>I</b>	<b>N</b>	<b>G</b>	<b>O</b>
18	20	8	22	10
15	24	9	7	17
1	14	Free	21	19
5	13	11	4	23
3	16	12	2	6

<b>B</b>	<b>I</b>	<b>N</b>	<b>G</b>	<b>O</b>
6	19	15	12	13
7	2	9	1	21
17	3	Free	5	20
22	24	16	4	14
11	10	23	18	8

<b>B</b>	<b>I</b>	<b>N</b>	<b>G</b>	<b>O</b>
12	18	19	20	14
2	10	15	6	9
21	1	Free	7	5
13	22	17	16	23
24	11	8	3	4



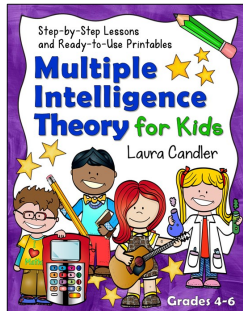
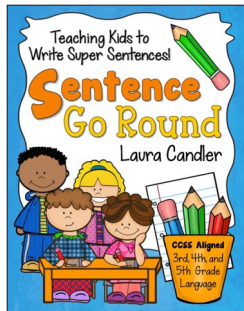
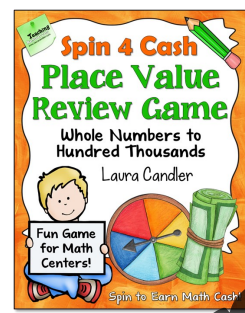






<b>B</b>	<b>I</b>	<b>N</b>	<b>G</b>	<b>O</b>
17	12	15	23	16
20	4	14	5	13
24	18	Free	6	19
10	1	9	11	8
22	3	7	2	21

<b>B</b>	<b>I</b>	<b>N</b>	<b>G</b>	<b>O</b>
12	8	20	16	10
23	17	7	11	14
13	22	Free	3	21
4	19	5	15	1
18	2	9	6	24

# More Terrific Teaching Resources from Laura Candler!

Click each cover below to find the item on TeachersPayTeachers.



## Copyright Info

Bingo Showdown Decimal Place Value is protected by copyright. Unless your school has purchased multiple licenses, your single user purchase entitles you to make copies for your classroom only. You may not share this product in any form without permission. Email me at [contact@lauracandler.com](mailto:contact@lauracandler.com) with inquiries. Thanks for valuing my work by respecting the copyright on this book!

~ Laura Candler

## Connect with Me!

Website: [www.lauracandler.com](http://www.lauracandler.com)

Pinterest: [www.pinterest.com/lauracandler](http://www.pinterest.com/lauracandler)

Facebook: [www.facebook.com/teachingresources](http://www.facebook.com/teachingresources)

TpT Store: [www.teacherspayteachers.com/Store/Laura-Candler](http://www.teacherspayteachers.com/Store/Laura-Candler)

Corkboard Connections Blog: [www.corkboardconnections.com](http://www.corkboardconnections.com)

Candler's Classroom Connections: [www.lauracandler.com/signup.php](http://www.lauracandler.com/signup.php)



Laura Candler

## Artwork Credits

Artifex [www.teacherspayteachers.com/Store/Artifex](http://www.teacherspayteachers.com/Store/Artifex)

Digital Classroom Clipart [www.digitalclassroomclipart.com](http://www.digitalclassroomclipart.com)

Kate Hadfield Designs [www.teacherspayteachers.com/Store/Kate-Hadfield-Designs](http://www.teacherspayteachers.com/Store/Kate-Hadfield-Designs)