

Teaching
Resources
www.lauracandler.com


Perfect for Math Games
and Review Activities!

CCA

Common Core
Aligned

Telling Time Task Cards

Created by
Laura Candler



Free!

Telling Time Task Cards

Created by Laura Candler
www.lauracandler.com



Telling Time Task Cards includes 24 clock face task cards, 2 types of recording forms, and answers. These cards can be used with a variety of active engagement learning games for partners or teams, in math centers, or even with a whole-class review. The cards have a colored background to help differentiate between the levels, but black and white versions are provided, too. You can also download a set of QR code answer cards to use instead of the answer cards provided in this packet.

Common Core Math Standards

The task cards included in this game address two Common Core Standards at different grade levels. The first 12 task cards address the second grade standard 2.MD.7 which requires students to tell time to the nearest 5 minutes. The next 12 task cards for target the third grade standard 3.MD.1 which requires students to tell time to the nearest minute.

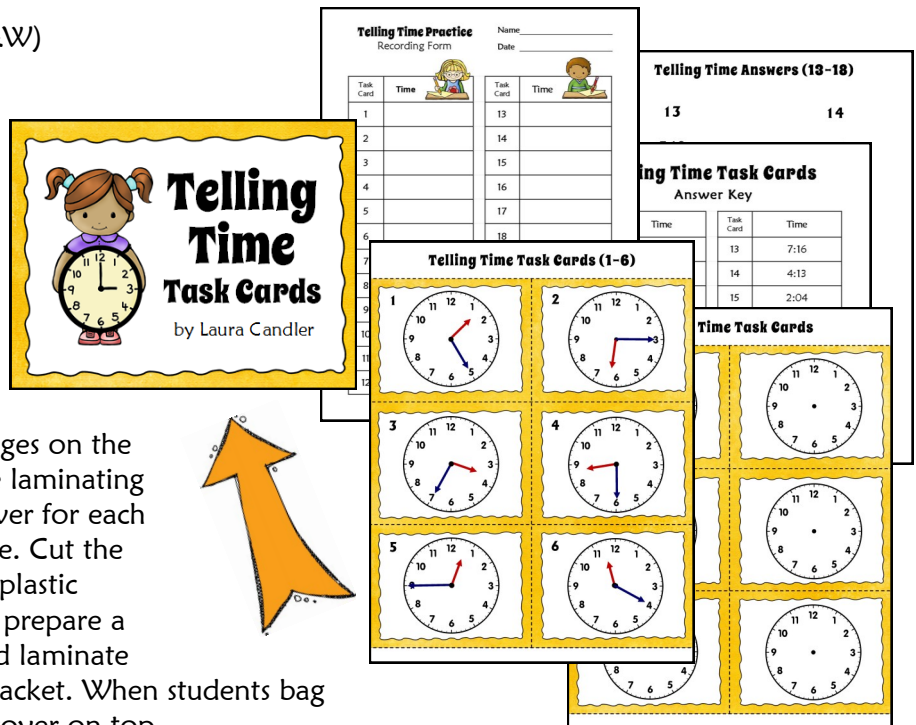


What's Included:

- Task Cards (24 color and 24 B&W)
- 24 Answer Cards
- One Page Answer Key
- Recording Form
- Blank Clock Task Cards
- Task Card Covers

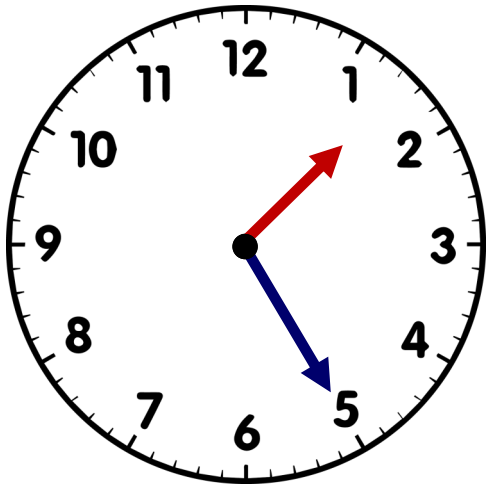
Preparing the Cards

Print the task cards on sturdy cardstock or construction paper. If you want answers on the backs of the cards, print the answer card pages on the backs of the task card pages before laminating them. If aligned properly, the answer for each card will appear on the reverse side. Cut the cards apart and store each set in a plastic zippered bag. If you would like to prepare a cover card for each set, cut out and laminate the cover cards at the end of the packet. When students bag up the cards, ask them to put the cover on top.

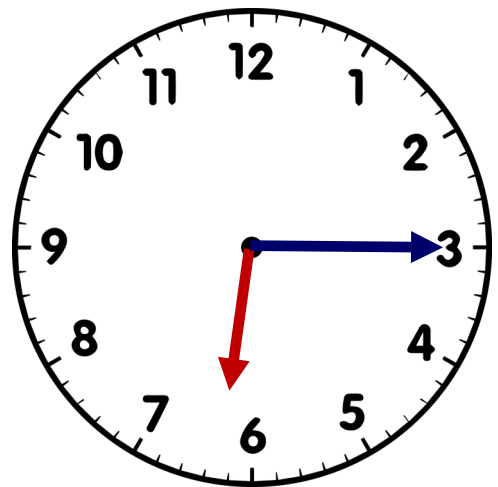


Telling Time Task Cards (1-6)

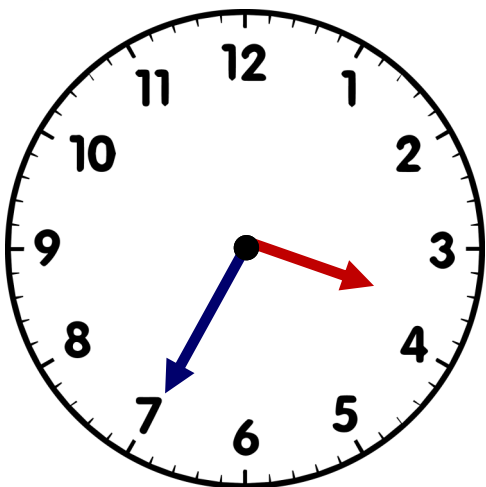
1



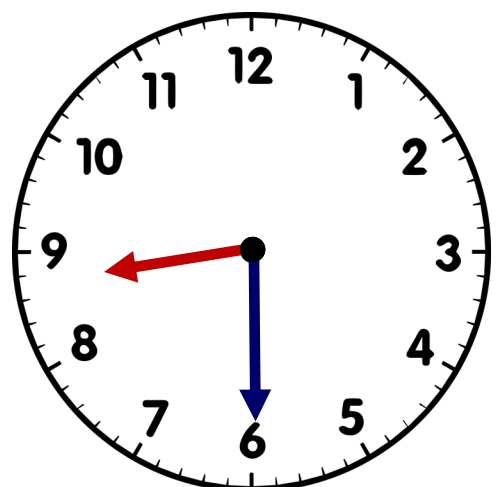
2



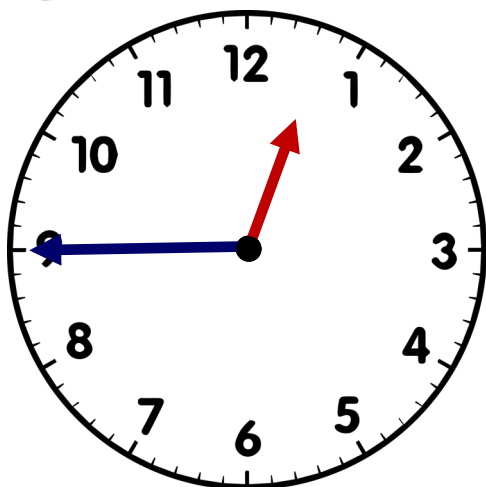
3



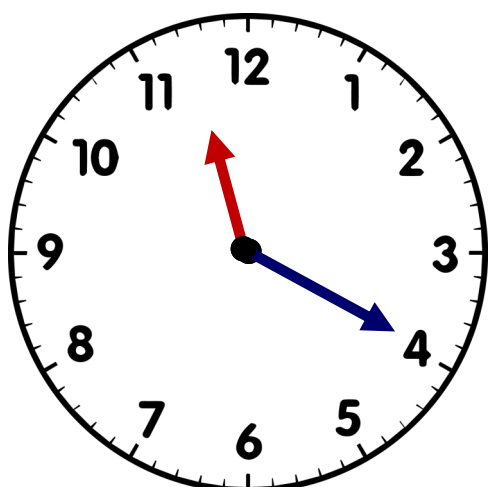
4



5

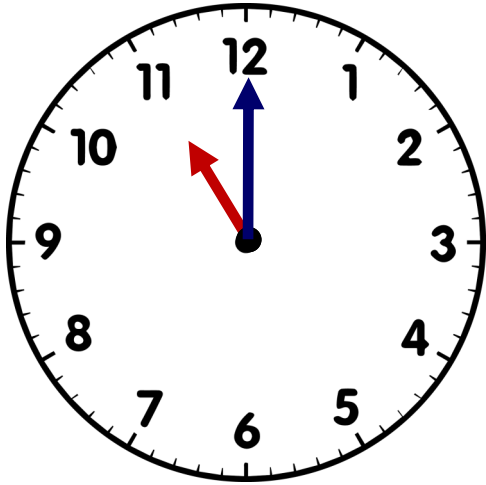


6

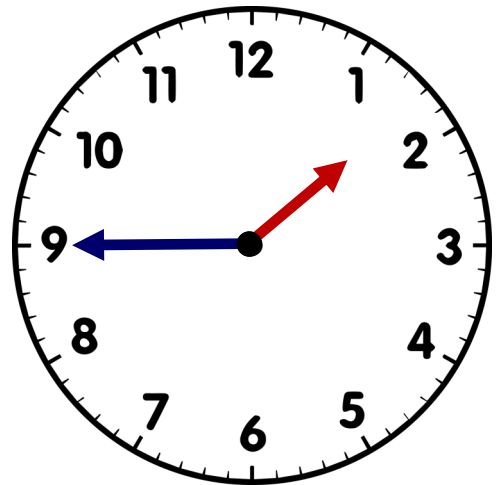


Telling Time Task Cards (7-12)

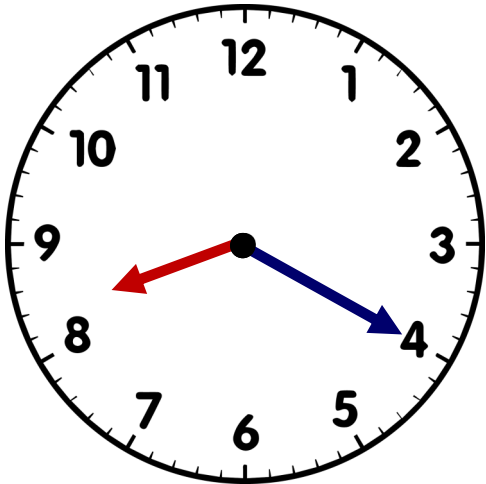
7



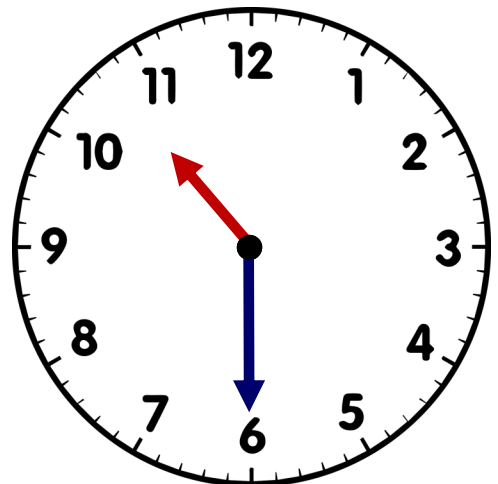
8



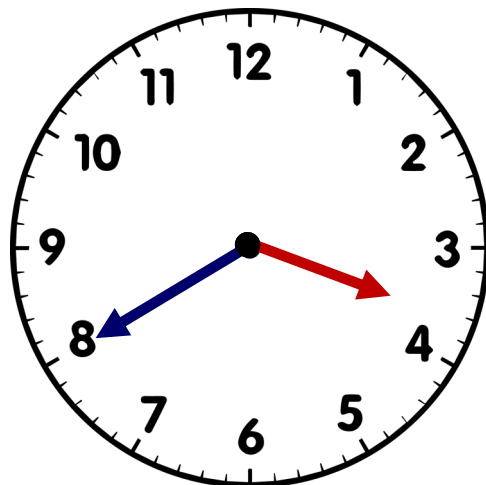
9



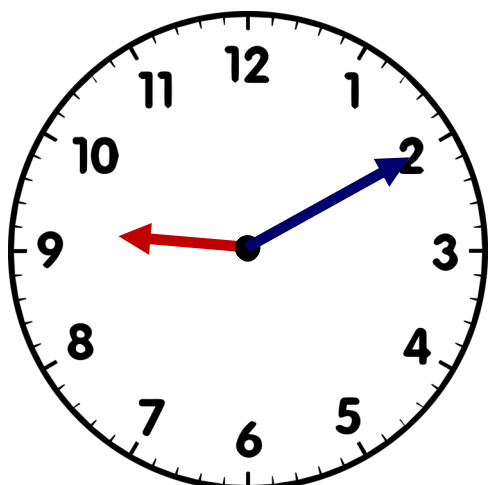
10



11

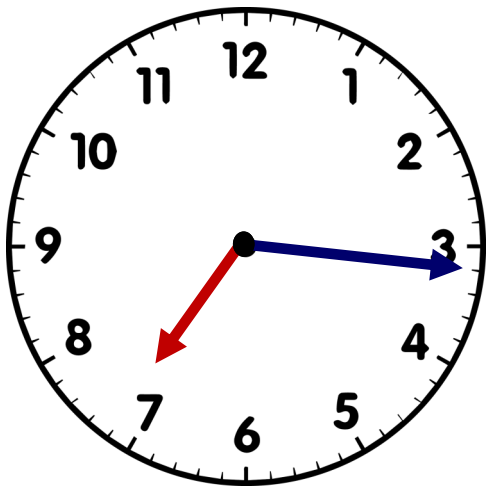


12

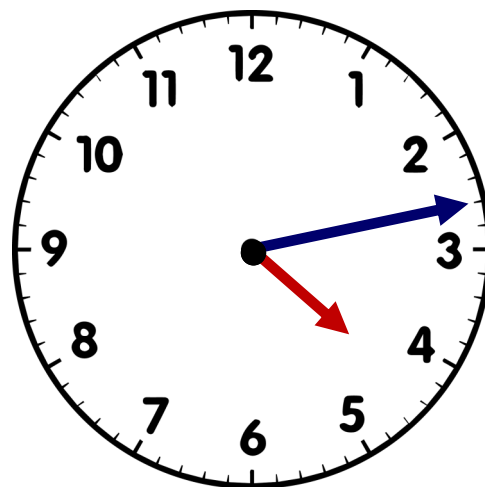


Telling Time Task Cards (13-18)

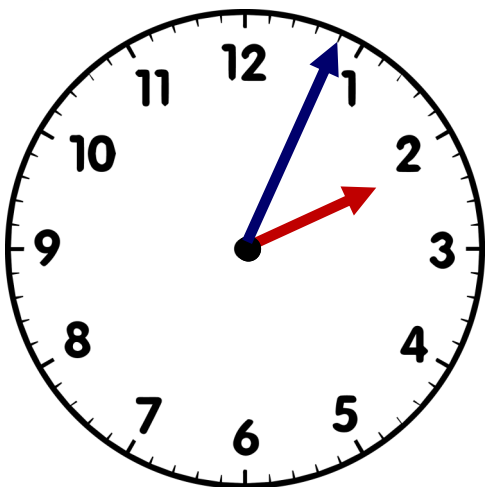
13



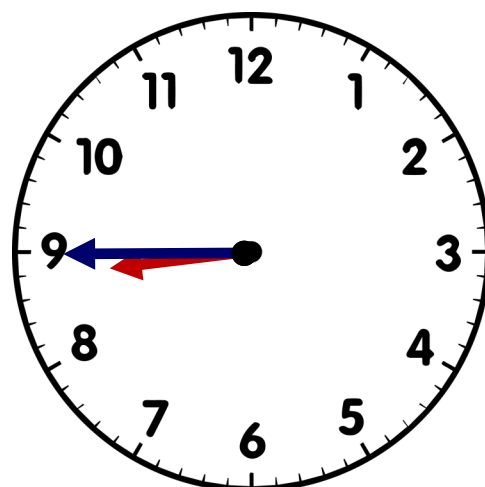
14



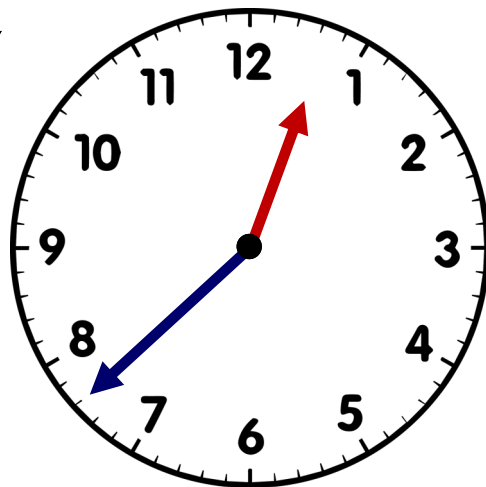
15



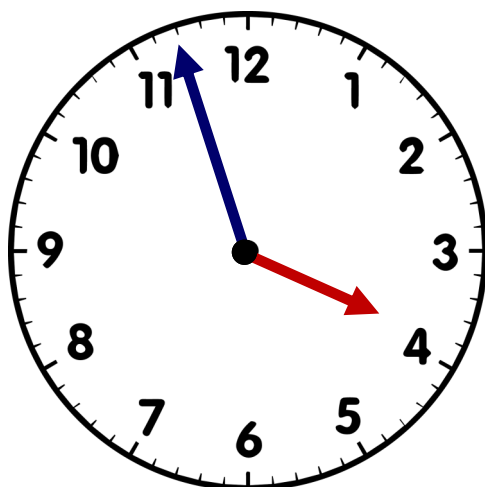
16



17

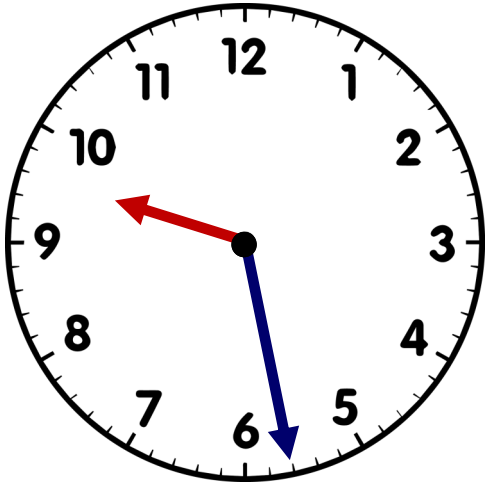


18




Telling Time Task Cards (19-24)

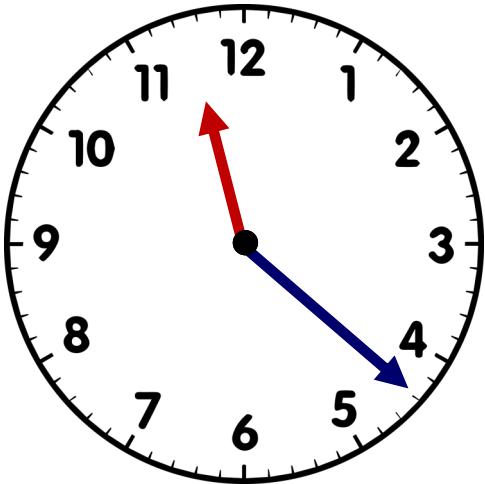
19



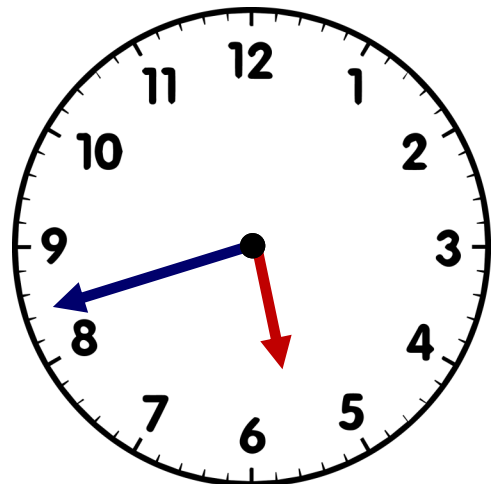
20



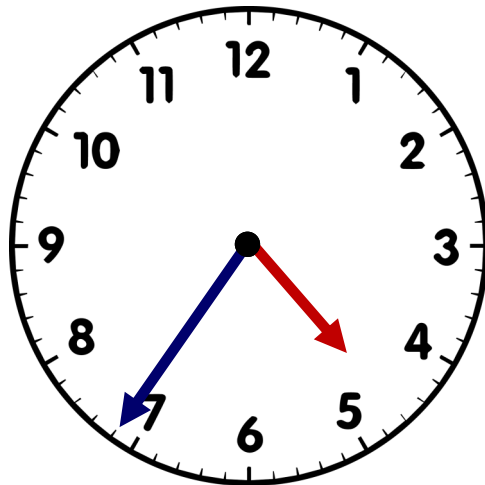
21



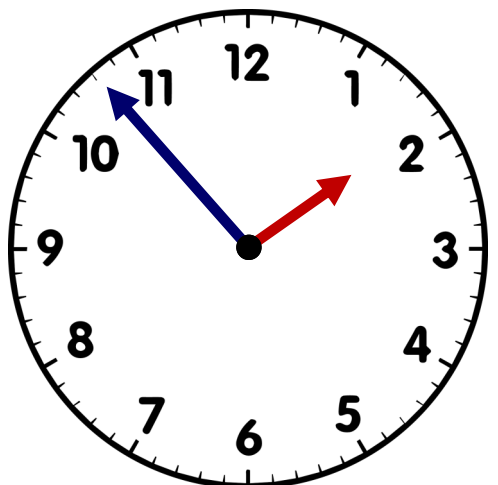
22



23

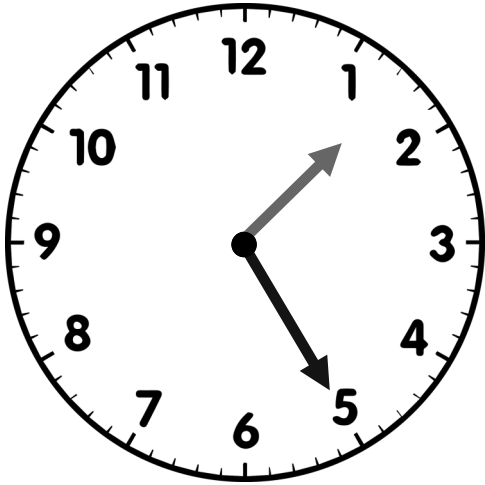


24

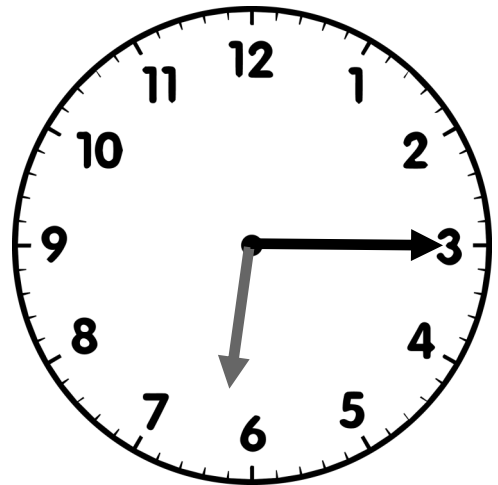


Telling Time Task Cards (1-6)

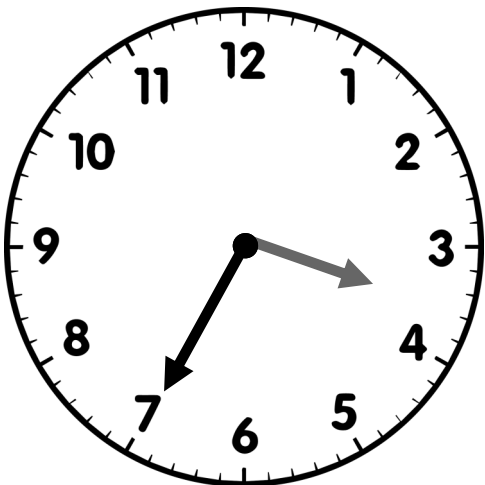
1



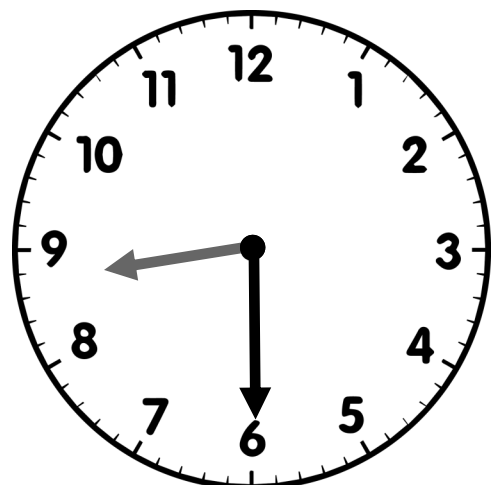
2



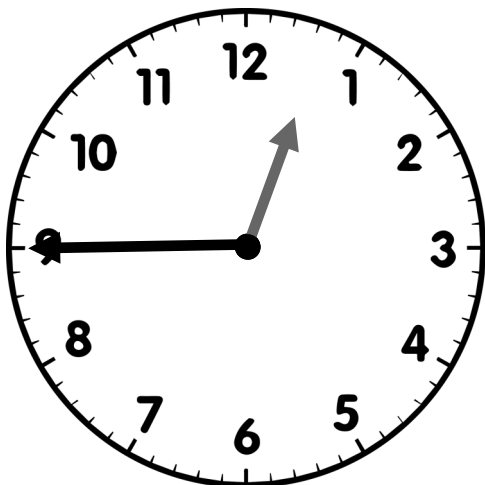
3




4



5




6

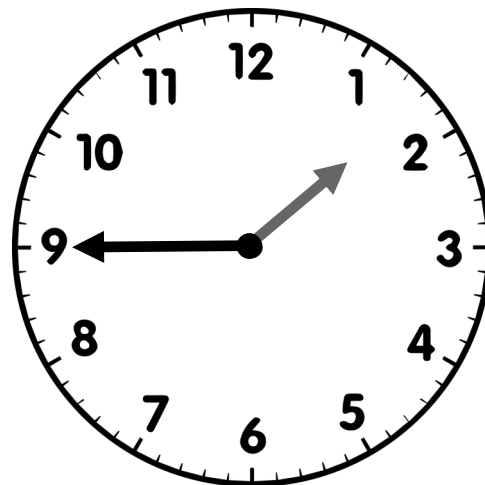


Telling Time Task Cards (7-12)

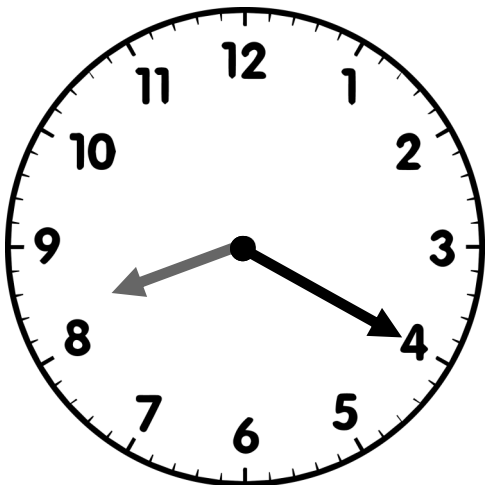
7




8



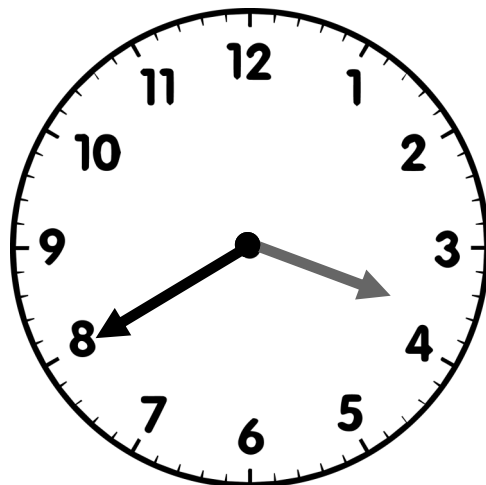
9




10





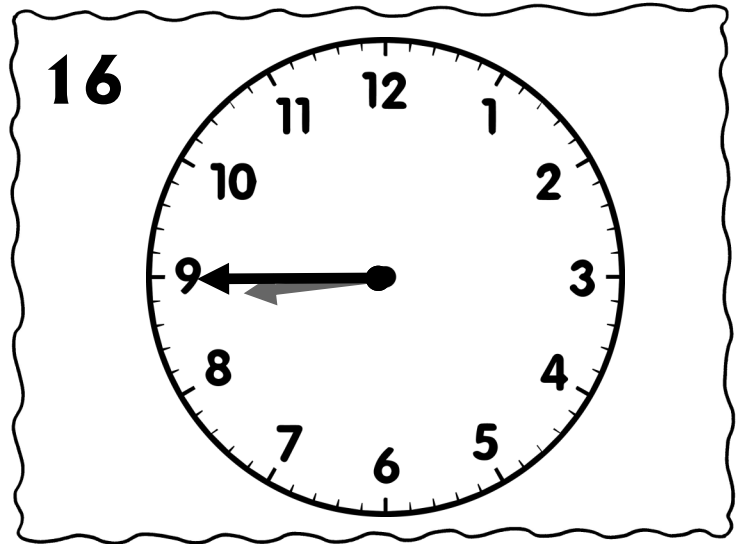

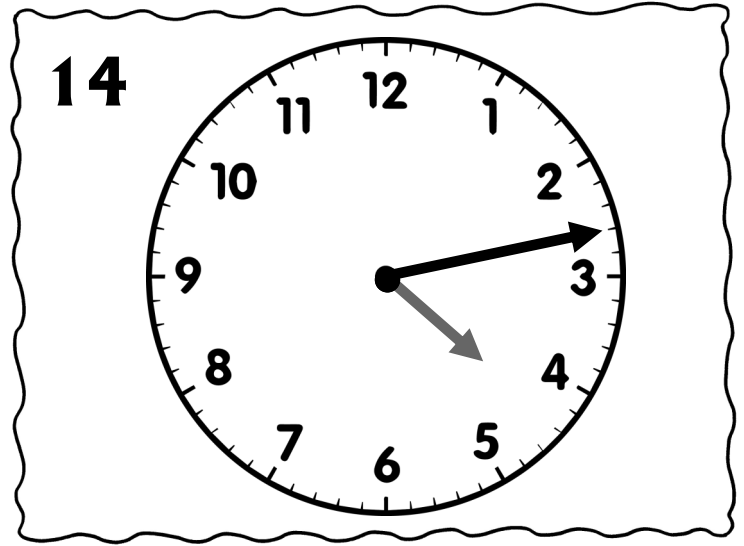
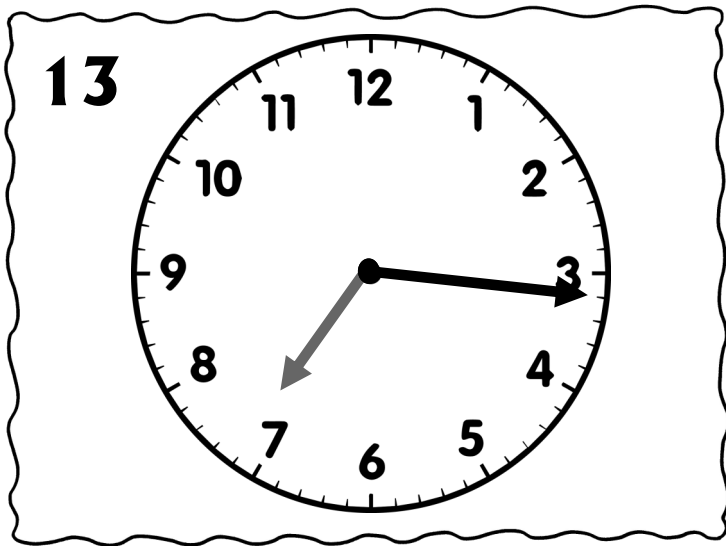
11



12

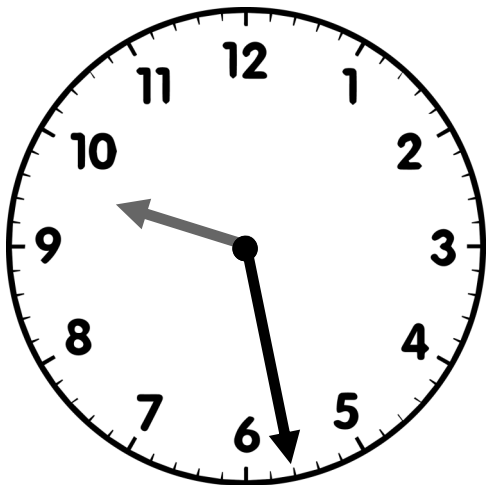


Telling Time Task Cards (13-18)




Telling Time Task Cards (19-24)


19




20




21




22



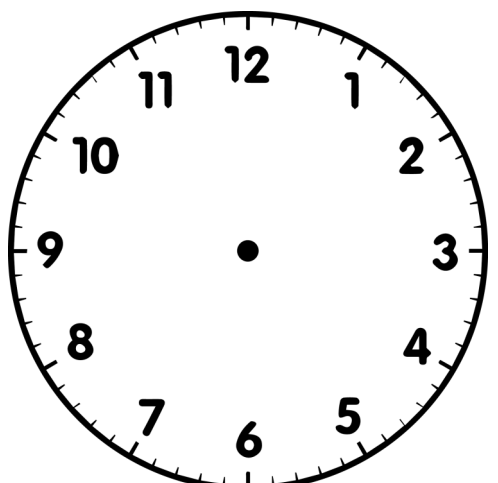
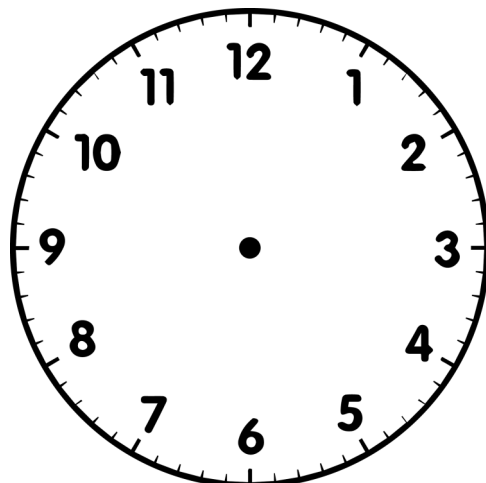
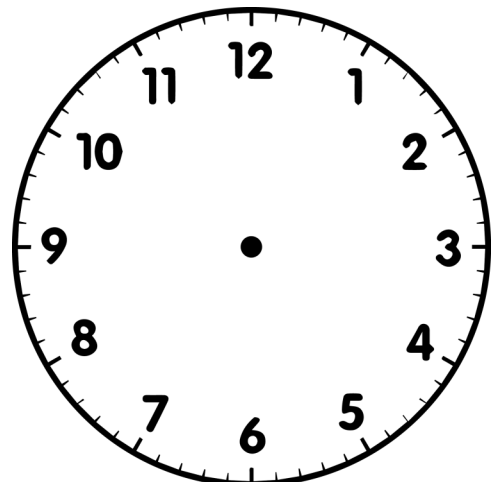
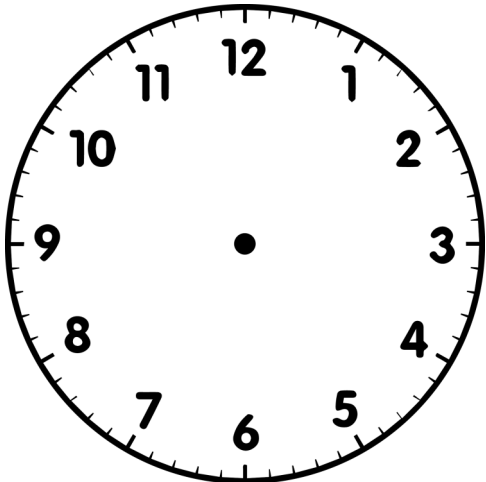
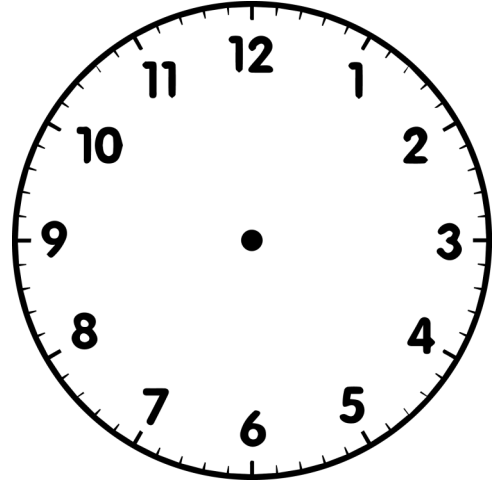
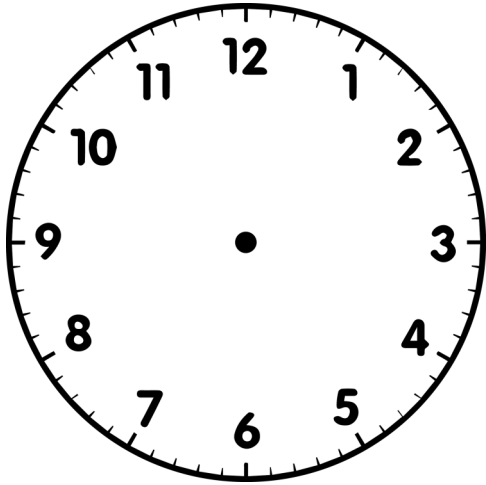
23



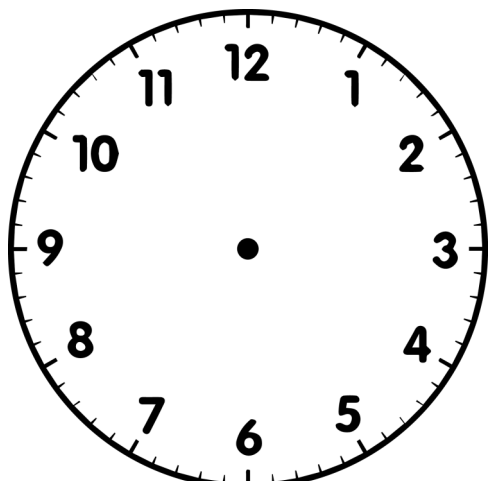
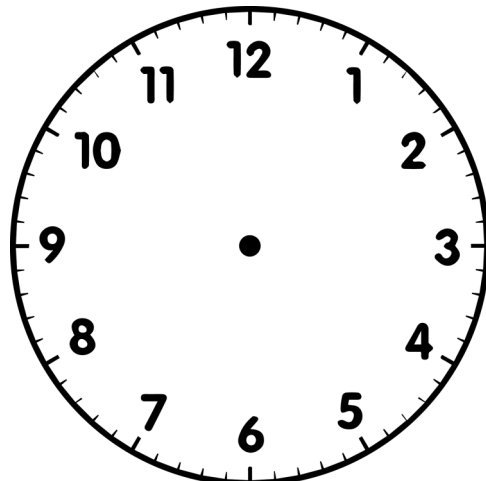
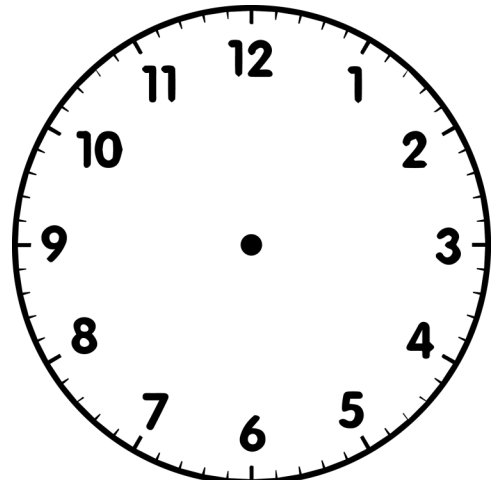
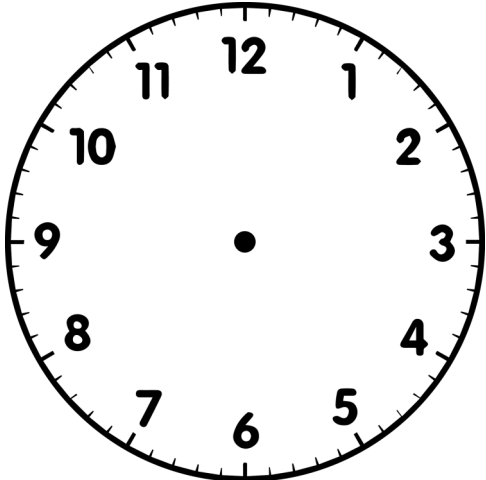
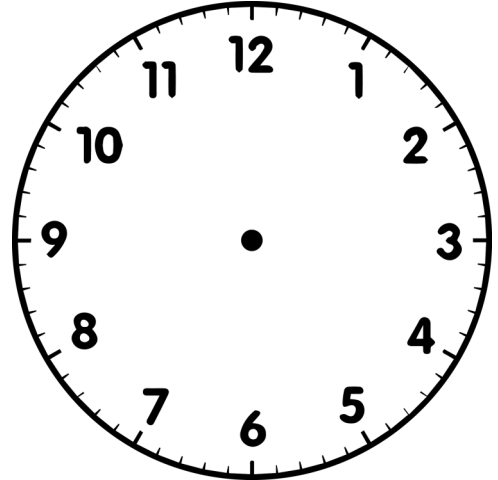
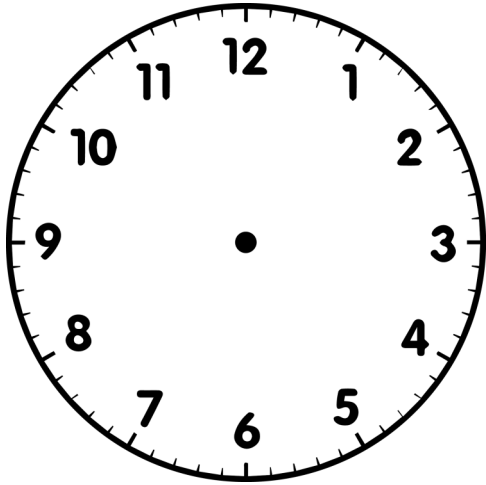
24



Telling Time Task Cards




Telling Time Task Cards





Telling Time Practice

Answer Key



Task Card	Time
1	1:25
2	6:15
3	3:35
4	8:30
5	12:45
6	11:20
7	11:00
8	1:45
9	8:20
10	10:30
11	3:40
12	9:10

Task Card	Time
13	7:16
14	4:13
15	2:04
16	8:45
17	12:38
18	3:57
19	9:28
20	10:05
21	11:22
22	5:42
23	4:36
24	1:53



Telling Time Practice

Answer Key



Task Card	Time
1	1:25
2	6:15
3	3:35
4	8:30
5	12:45
6	11:20
7	11:00
8	1:45
9	8:20
10	10:30
11	3:40
12	9:10

Task Card	Time
13	7:16
14	4:13
15	2:04
16	8:45
17	12:38
18	3:57
19	9:28
20	10:05
21	11:22
22	5:42
23	4:36
24	1:53

Telling Time Answers (1-6)

2

6:15

1

1:25

4

8:30

3

3:35

6

11:20

5

12:45

Telling Time Answers (7-12)

8

1:45

7

11:00

10

10:30

9

8:20

12

9:10

11

3:40

Telling Time Answers (13-18)

14

4:13

13

7:16

16

8:45

15

2:04

18

3:57

17

12:38

Telling Time Answers (19-24)

20

10:05

19

9:28

22

5:42

21

11:22

24

1:53

23

4:36


Telling Time Task Card Answers

Telling Time Practice


Recording Form

Name _____

Date _____



Task Card	Time
1	
2	
3	
4	
5	
6	
7	
8	
9	
10	
11	
12	



Task Card	Time
13	
14	
15	
16	
17	
18	
19	
20	
21	
22	
23	
24	

Telling Time Practice

Recording Form

Name _____

Date _____



Task Card	Time
1	
2	
3	
4	
5	
6	
7	
8	
9	
10	
11	
12	



Task Card	Time
13	
14	
15	
16	
17	
18	
19	
20	
21	
22	
23	
24	

Telling Time Cover Cards



Telling Time Task Cards

by Laura Candler



Telling Time Task Cards

by Laura Candler



Telling Time Task Cards

by Laura Candler



Telling Time Task Cards

by Laura Candler



Telling Time Task Cards

by Laura Candler



Telling Time Task Cards

by Laura Candler

Telling Time Cover Cards



Telling Time Task Cards

by Laura Candler



Telling Time Task Cards

by Laura Candler



Telling Time Task Cards

by Laura Candler



Telling Time Task Cards

by Laura Candler



Telling Time Task Cards

by Laura Candler



Telling Time Task Cards

by Laura Candler

Copyright and Permission Info

Telling Time Task Cards is protected by copyright, but it's a free item so it may be shared with others as long as the packet is kept intact and it's not sold. Copyright information and the www.lauracandler.com URL must appear on each page. If you include a reference to the activity online, please link to the document on my website or TpT store. Thanks!
~ Laura Candler



Website: www.lauracandler.com

Pinterest: www.pinterest.com/lauracandler

Facebook: www.facebook.com/teachingresources

TpT Store: www.teacherspayteachers.com/Store/Laura-Candler

Corkboard Connections Blog: www.corkboardconnections.com

Candler's Classroom Connections: www.lauracandler.com/signup.php

Artwork Credits

The clipart, borders, and frames in this ebook came from a variety of sources. If you like the artwork and design elements you see here, visit the stores of these clipart sellers.

Digital Classroom Clipart

www.teacherspayteachers.com/Store/Digital-Classroom-Clipart

Ms. Fultz's Corner

www.teacherspayteachers.com/Store/Msfultzscorner

Mad Clips Factory

www.teacherspayteachers.com/Store/Mad-Clips-Factory

The Hazel Owl

www.teacherspayteachers.com/Store/The-Hazel-Owl

Whimsy Workshop

www.teacherspayteachers.com/Store/Whimsy-Workshop-Teaching

