



Penguin Fraction Predictions Comparing Fractions

Critical Thinking
Partner Activity



by Laura Candler

Penguin Fraction Predictions

Comparing Fractions

Critical Thinking Partner Activity

By Laura Candler

Penguin Fraction Predictions is a critical thinking partner activity in which students predict which of two fractions is larger, discuss their responses, and compare fraction bars to check their answers. It works well as an introduction to comparing fractions and will allow you to assess your students' readiness for the lessons ahead. Based on your observations, you can adjust the amount of time you spend reviewing or teaching your students how to compare fractions. Penguin Fraction Predictions should be introduced as a whole group lesson with frequent interaction between you and your students. After your students understand how the activity works, you can place it in a math center where they can play it as a fraction game with a partner.



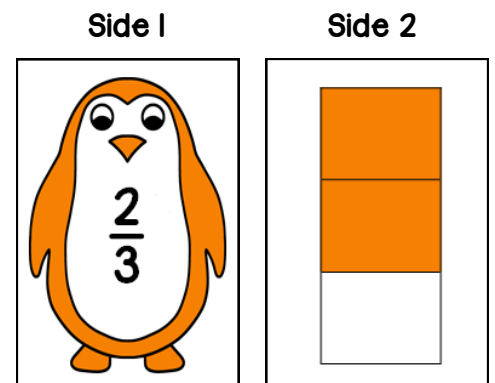
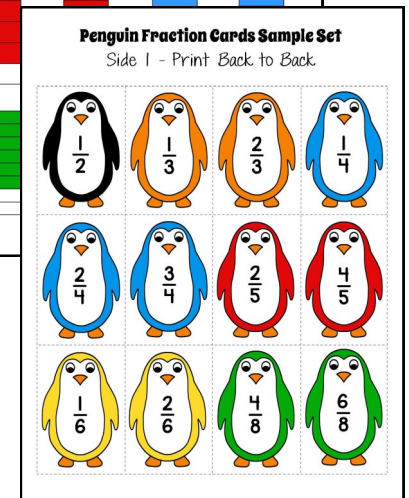
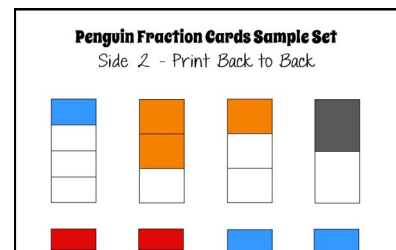
Common Core State Standards
Penguin Fraction Predictions is aligned with several 3rd and 4th grade math standards including 3.NF.A.3, 4.NF.A.1, and 4.NF.A.2. It's also a great review for 5th graders.

Materials Needed for the Class

- Penguin Fraction Predictions game board
- Penguin Fraction Cards Sample Set (12 cards, pages 5 & 6)
- Individual dry erase boards and markers for each student
- Document camera, interactive whiteboard, or other method of displaying the activity materials

Advanced Preparation

At a minimum, you need one set of **Penguin Fraction Cards** for the class, but one set per pair or team of students would be even better. These cards are unique because they have a fraction in number form on one side and the corresponding fraction bar on the other. The cards are color-coded so that all fractions with the same denominator are the same color. To prepare them, print the pages back to back on card stock or heavy paper. Laminate the cards and cut them apart. Store each set in a plastic zip top bag.



Penguin Fraction Predictions Comparing Fractions

Interactive Lesson Directions

To begin this activity, display the Penguin Fraction Predictions game board using a document camera or interactive white board. If you don't have either of those, make a copy of that page to place in the middle of each team. This activity requires students to work in pairs, so assign partners before you begin.

1. Start by placing two fractions having the same denominator face up on the page as shown. Don't let your students see the fraction bars on the back.
2. Ask your students to think about which of the two fractions is larger and to make a prediction. Guide your students through the directions at the top of the page, but don't help them if they aren't sure which fraction is larger. Just tell them to make a guess. Give them time to record the two fractions $<$, $>$, or $=$ to compare them.
3. Next, ask your students to turn to their partners and discuss their answers and the reasons for them.
4. Flip over the two fraction cards and show your students the fraction bars on the backs of the cards. Show them how to compare the shaded areas of the bars and how to record the answer using $<$, $>$, or $=$. Allow time for partner discussion.
5. Repeat the activity several times, introducing fractions with unlike denominators when your students are ready.
6. After you reveal the fraction bars for each round, allow time for students to discuss their strategies. Walk around to see their work and to listen to their conversations, but don't provide instruction at this point. Take notes about who may need extra help during your strategy lessons.

Penguin Fraction Predictions

Think about the two fractions below. Which fraction do you think is larger? Compare them using $<$, $>$, or $=$.

Compare and discuss your answer with a partner. Then flip the cards over and compare the fraction bars on the backs to see if you were correct. Repeat the activity with two more fraction cards.

Penguin Fraction Predictions

Think about the two fractions below. Which fraction do you think is larger? Compare them using $<$, $>$, or $=$.

Compare and discuss your answer with a partner. Then flip the cards over and compare the fraction bars on the backs to see if you were correct. Repeat the activity with two more fraction cards.

More Penguin Fractions Lessons and Activities



Penguin Fraction Predictions is a sample lesson from [Penguin Fractions: Comparing and Ordering Fractions](#), a comprehensive resource that includes 24 penguin fraction cards plus step-by-step, lessons on comparing fractions, equivalent fractions, ordering fractions, and solving fraction word problems. It's just one of the many items in my [Penguin Fractions Mega Bundle](#). Click over to the [Penguin Fractions category of my TpT store](#) to preview these items. I hope you enjoyed this freebie! ~ Laura Candler




Penguin Fraction Predictions



Think about the two fractions below.
Which fraction do you think is larger?
Compare them using $<$, $>$, or $=$.















Compare and discuss your answer with a partner.
Then flip the cards over and compare the fraction bars on the backs to see if you were correct.
Repeat the activity with two more fraction cards.













Penguin Fraction Cards Sample Set

Side 1 - Print Back to Back



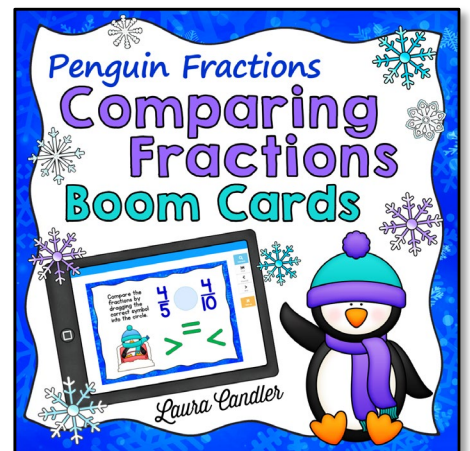
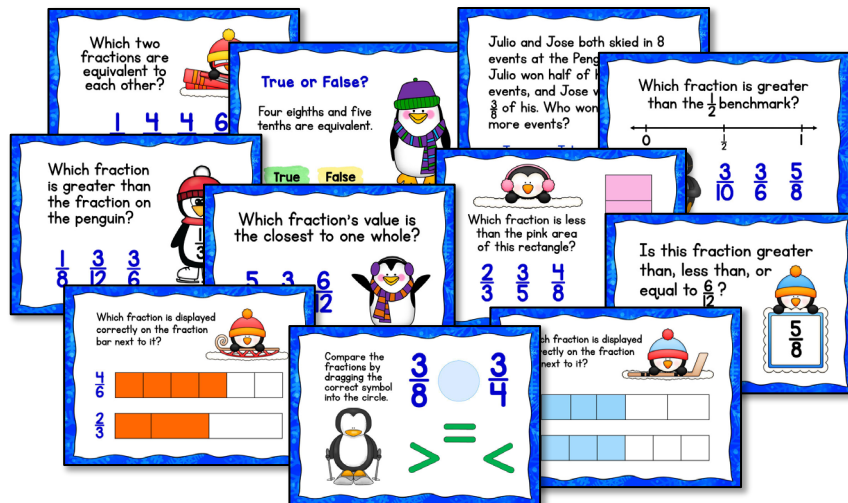
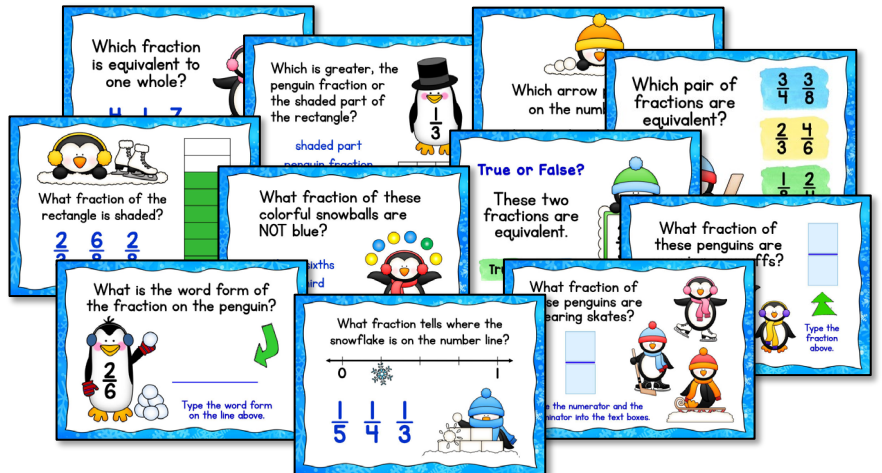
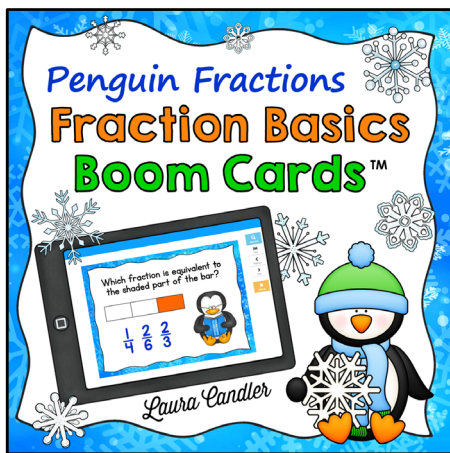
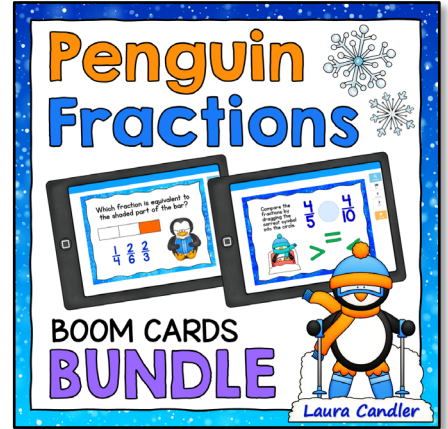
Penguin Fraction Cards Sample Set

Side 2 - Print Back to Back



Penguin Fractions Boom Cards

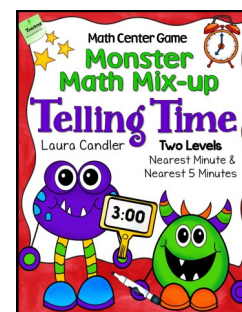

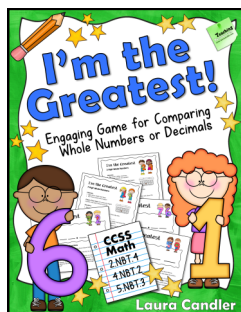
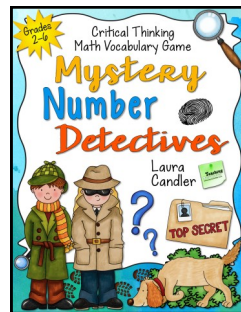
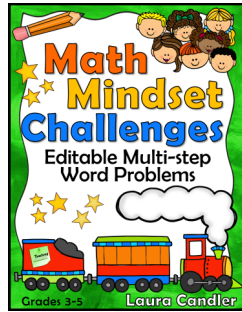
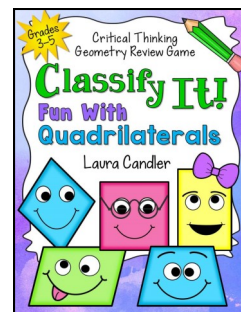



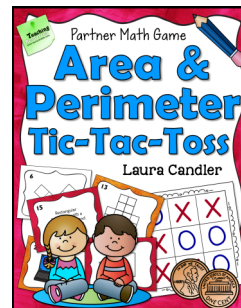



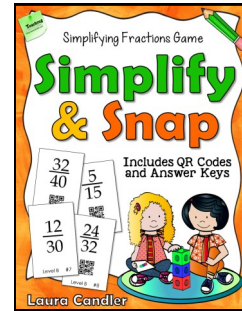

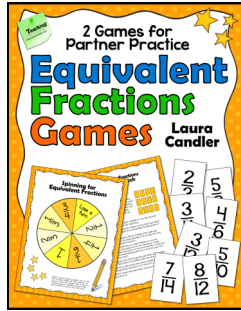


Boom Cards are self-checking interactive digital task cards that are perfect for classroom use and remote learning at home. Boom Cards aren't printable, and they do require a free or paid [Boom Learning account](#) to use them, so the two products on this page are not included in my Penguin Fractions bundles. However, if you're already familiar with Boom Cards, both products are a great way to give your students more practice with fraction concepts. You can preview both sets of Boom Cards by visiting [my TpT store](#).



New to Boom Cards?

[Click here to watch my free Intro to Boom Cards video!](#)

More Math Resources You'll Love! Click each item to find it in [my TpT store](#).



Penguin Fraction Predictions is protected by copyright, but it's free so it may be shared with others as long as the packet is kept intact. If you include a reference to the activity online, please link to this freebie on my website or in my TpT store. Thanks! ~ Laura Candler

Be sure to sign up for my [Candler's Classroom Connections](#) newsletter. You'll receive exclusive free content and special offers not available anywhere else!



Artwork Credits

Educlips www.teacherspayteachers.com/Store/Educlips

K is for Kinderrific www.teacherspayteachers.com/Store/K-Is-For-Kinderrific

Classroom Doodle Diva www.teacherspayteachers.com/Store/Classroom-Doodle-Diva

Digital Classroom Clipart www.teacherspayteachers.com/Store/Digital-Classroom-Clipart

